

مولانا آزاد نیشنل اردو یونیورسٹی

مولانا آزاد نیشنل اردو یونیورسٹی

**MAULANA AZAD NATIONAL URDU UNIVERSITY**  
HYDERABAD



**21<sup>st</sup>**  
**Annual Accounts**  
**2017-18**

*(English, Hindi and Urdu)*

مولانا آزاد نیشنل اردو یونیورسٹی

مولانا آزاد نیشنل اردو یونیورسٹی

**MAULANA AZAD NATIONAL URDU UNIVERSITY**  
HYDERABAD



**21<sup>st</sup>**  
**Annual Accounts**  
**2017-18**

**Separate Audit Report of the Comptroller & Auditor General of India on the Accounts of Maulana Azad National Urdu University, Hyderabad, for the year ended 31 March 2018**

We have audited the attached Balance Sheet of Maulana Azad National Urdu University (MANUU), Hyderabad, as at 31 March 2018, Income & Expenditure Account and Receipts & Payment Account for the year ended on that date under Section 19(2) of the Comptroller & Auditor General's (Duties, Powers & Conditions of Service) Act, 1971 read with Section 30(1) of The Maulana Azad National Urdu University Act, 1996 (Act No.2 of 1997). These financial statements are the responsibility of the University's Management. Our responsibility is to express an opinion on these financial statements based on our audit.

2. This Separate Audit Report contains the comments of the Comptroller & Auditor General of India (CAG) on the accounting treatment only with regard to classification: conformity with the best accounting practices, accounting standards and disclosure norms, etc. Audit observations on financial transactions with regard to compliance with the Law, Rules & Regulations (Propriety and Regularity) and efficiency cum performance aspects, etc., if any, are reported through Inspection Reports/CAG's Audit Reports separately.

3. We have conducted our audit in accordance with auditing standards generally accepted in India. These standards require that we plan and perform the audit to obtain reasonable assurance about whether the financial statements are free from material misstatements. An audit includes examining, on a test basis, evidences supporting the amounts and disclosures in the financial statements. An audit also includes assessing the accounting principles used and significant estimates made by managements, as well as evaluating the overall presentation of financial statements. We believe that our audit provides a reasonable basis for our opinion.

4. Based on our audit, we report that:

i. We have obtained all the information and explanations, which to the best of our knowledge and belief were necessary for the purpose of our audit.

ii. The Balance Sheet and Income & Expenditure Account/ Receipts & Payment Account dealt with by this Report have been drawn in the Revised Format of Accounts, prescribed by Government of India, Ministry of Human Resource Development, for Central Educational Institutions.

iii. In our opinion, proper books of accounts and other relevant records have been maintained by the University, in so far as it appears from our examination of such books.

iv. We further report that:

#### **A. BALANCE SHEET:**

##### **A. 1 Source of Funds**

##### **A.1.1 Designated/Earmarked/Endowment Funds: ₹ 28.60 crore (Schedule-2)**

A.1.1.1 Negative balances of ₹ 1.55<sup>1</sup> (overspent amount out of the funds) in respect of 'Designated/Earmarked Fund-Others', were transferred to Loans, Advances & Deposits (Schedule-8) as receivable, without authorization and confirmation from the funding agency/University Grants Commission (UGC) for reimbursement of the overspent amounts. This resulted in overstatement of Designated/Earmarked Funds and Loans, Advances & Deposits by ₹ 1.55 crore each.

##### **A.1.2 Current Liabilities & Provisions: ₹ 104.25 crore (Schedule 3)**

A.1.2.1 Time-barred cheques amounting to ₹ 0.27 crore as on 31.03.2018, in respect of 9 Bank accounts<sup>2</sup>, were not written back as receipts in the books of accounts and exhibited as Stale cheques under Current Liabilities. This has

<sup>1</sup>(i) HINDI: ₹ 44,05,164/- and (ii) INNOVATIVE: ₹ 1,10,59,609/-, total: ₹ 1,54,64,773/-

<sup>2</sup> (i) Coaching Academy A/c No.1100: ₹ 4,611/-(3), (ii) IOB Salaries A/c No.8330: ₹ 8,50,129/-(13), (iii) Plan A/c No.1101: ₹ 12,62,178/-(14), (iv) Deccan Studies A/c No. 2750: ₹614/-(2) (v) Merged Schemes A/c No.0023: ₹1,000/-(1), (vi) IOB Recurring Scheme A/c No.8331: ₹1,01,312/-(13), and (vii) Non-Plan A/c No.0001: ₹ 23,758/-(2), (viii) A/c No. 8542: ₹72,539/-(4)(ix) Sachar A/c No.0024: ₹4,09,007/-(13)

resulted in understatement of Current Liabilities and Current Assets by ₹ 0.27 crore each.

**(B) General**

1. Though pointed out in previous audit, the discrepancies in the details of land possessed by the University as disclosed in Sl.No.III, of 'Notes on Accounts' (In the Table-I, Schedule-24, Page 50 of Annual Accounts), when compared to the disclosure on land holdings made in the Annual Accounts for the year 2014-15, as detailed below, were not rectified:

| Sl. No | Description                                | Details as per Table-I (Schedule-24), Page 35 & 36, of 2014-15 Annual Accounts   | Details as per Table-I (Schedule-24) of 2015-16,2016-17& 2017-18 Annual Accounts      |
|--------|--|--|---|
| a.     | Freehold land at Darbhanga District, Bihar | Date of Acquisition:14.05.2008   | Date of Acquisition:11.06.2009  |
| b.     | Freehold land at Srinagar, Jammu & Kashmir | (i) Details of land in acres:12.392 (Acquired on 25.06.2012)<br>(ii) Details of land in acres:1.363 (Acquired on 15.12.2014) | Details of land in acres not mentioned<br><br>Details of land in acres: Not mentioned |
| c.     | Leasehold land at BDACA site, Bengaluru    | Details of land in acres:0.19<br>Date of Acquisition:26.09.2008  | Not mentioned in acres<br>Date of Acquisition:04.06.2008                              |
| d.     | Leasehold land at Bhopal                   | Date of Acquisition: 31.01.2014  | Date of Acquisition: 25.2.2014  |
| e.     | Freehold land at Asansol, West Bengal      | Details of land in Acres:5.02  | Details of land in Acres: 5   |

2. The following were not exhibited in the Annual Accounts, though mandated as per MHRD format of Accounts:

- a. Sub Schedule 2A -- Endowment Fund(MHRD format of accounts Page No.5)
- b. Schedule 3(b) under Others - Names of the sponsors(MHRD format of accounts Page No.8)
- c. Schedule 10 -- Prescribed format not adopted (MHRD format of accounts Page No.28)
- d. Schedule 15A- Employees and Terminal Benefits(MHRD format of accounts Page No.35)

### C. Effect of Audit comments on Accounts

The net impact of audit comments given in preceding paragraphs is overstatement of Liabilities and Assets by ₹ 1.28 crore.

**D. Grants-in-aid:** Out of total grants-in-aid of ₹ 142.24 crore received during the year {Non-Recurring ₹ 56.61<sup>3</sup> crore (including Grants of ₹ 18.50 crore received in March 2018 and additional accrued Grants of ₹ 6.47 crore sanctioned in March 2018). Recurring ₹ 85.65<sup>4</sup> crore (including Grant of ₹ 28.66 crore received in March 2018). }together with unutilised balance of ₹ 37.96 crore pertaining to previous year and internal receipts/interest earned of ₹ 0.63 crore, totaling ₹ 180.83 crore, the University utilised a sum of ₹ 147.42 crore<sup>5</sup>, leaving a balance of ₹ 33.41 crore unutilised as on 31<sup>st</sup> March 2018. The University also received Xth Plan grant of ₹ 0.05 crore as reimbursement.

### F. Management Letter

Deficiencies that have not been included in the Separate Audit Report have been brought to the notice of the Vice-Chancellor, Maulana Azad National Urdu University (MANUU), Hyderabad, through a Management letter issued separately for remedial/corrective action.

v. Subject to our observations in the preceding paragraphs, we report that the Balance Sheet, Income & Expenditure Account and Receipts & Payment Account dealt with by this report are in agreement with the books of accounts.

---

<sup>3</sup> Non-Recurring: (i)Non-recurring ₹ 26.41 crore,(ii) Polytechnic & ITI, Cuttaek ₹ 15.00 crore,(iii) Polytechnic, Kadapa ₹ 12.00 crore.(iv)MAK ₹ 0.16 crore.(v) CSSEIP ₹ 1.37 crore.(vi) RCA ₹ 0.65 crore and (vii)ASC ₹ 0.95 crore

<sup>4</sup> Recurring (i) Salaries ₹ 64.77 crore and (ii)Recurring ₹ 20.88 crore

<sup>5</sup> Recurring : (i) Salaries ₹ 50.39 crore & (ii) Recurring ₹ 35.26 crore  
Non-Recurring: (i) Non-recurring ₹ 50.91 crore.(ii) MAK ₹ 0.06 crore( iii), CSSEIP ₹ 0.80 crore,(iv) RCA ₹ 0.84 crore (v)ASC ₹ 1.28 crore and (vi)Saehar ₹ 7.88 crore

vi. In our opinion and to the best of our Information and according to the explanations given to us, the said financial statements read together with the Accounting Policies and Notes on Accounts and subject to the significant matters stated above and other matters mentioned in Annexure to this Audit Report give a true and fair view in conformity with accounting principles generally accepted in India:

(a) In so far as it relates to the Balance Sheet, of the state of affairs of the Maulana Azad National Urdu University (MANUU), Hyderabad, as at 31 March 2018; and

(b) In so far as it relates to Income & Expenditure Account of the *Deficit* for the year ended on that date.

Director General of Audit(Central)

## ANNEXURE

**1. Adequacy of Internal Audit System:** The Internal Audit Department was functioning with one Internal Audit Officer, three (3) Internal Auditors (contractual), One Office Assistant (Regular) and one Lower Division Clerk (contractual) for conducting internal audit of sixty four (64) Academic/Non-Academic Departments/Schools/Technical Colleges & Institutes/Regional & Sub-Regional Centers of Directorate of Distance Education. Internal audit for the year 2015-16, was taken up in respect of five (05) Academic/Non-Academic Departments/Schools/Technical Colleges & Institutes/Regional & Sub-Regional Centers of Directorate of Distance Education. However, status on completion of internal audit for the year 2015-16 and Internal Audit Reports issued was not made available to Audit. For the year 2016-17, internal audit was conducted & completed in respect of only four (4) Departments and Internal Audit Reports were issued. During 2017-18, internal audit was conducted & completed in respect of only seven (7) Departments and Internal Audit Reports were issued. Though pointed out in previous audit, Internal Audit mechanism was neither systematic nor adequately strengthened with an Annual Action Plan to periodically cover in a fixed time frame, internal audit of all the sixty four (64) Departments & off-campus centers, in a phased manner. Thus, Internal Audit system was inadequate. Besides, the University does not have Accounting and Internal Audit Manuals.

**2. Adequacy of Internal Control System:** The internal control system was inadequate as-

(a) There was a need to strengthen the Internal Audit System


(b) The Instructions in MHRD Format of Accounts was not followed (as stated in Comment No.A.1.1.1).

(c) Time-barred cheques were not written back (as stated in Comment No.A.1.2.1)

**3. System of Physical verification of assets:** Physical verification of Fixed Assets in respect of all the sixty four (64) Departments including Off-campus Centers of the University was not conducted. Further, the volume of Library Books held by the University was not disclosed and Physical verification of Library Books was not conducted though stipulated as per Rule 215 of General Financial Rules 2017.

**4. System of Physical verification of inventory:** Though pointed out in previous audits, there is neither an Accounting Policy on Inventories nor a system was evolved for conduct of annual Physical Verification of Inventories maintained by the sixty four (64) Departments including Off-campus Centers of the University.

**5. Regularity in payment of statutory dues:** Statutory dues were paid regularly.

  
निदेशक/केंद्रीय व्यय लेखा परीक्षा  
DIRECTOR/CFA



**MAULANA AZAD NATIONAL URDU UNIVERSITY**

**Reply to the Separate Audit Report (SAR) on the Annual Accounts for the year ended 31<sup>st</sup> March, 2018 (2017-18)**

| Para No. | Comment  | Reply of the University  |
|----------|--|--|
| A        | BALANCE SHEET  |  |
| A.1.     | Source of Fund   |  |
| A.1.1.   | <b>Designated/Earmarked/Endowment Funds: ₹ 28.60 crore (Schedule-2)</b>  |  |
| A.1.1.1  | Negative balances of ₹ 1.55/- (overspent amount out of the funds) in respect of 'Designated/Earmarked Fund-Others', were transferred to Loans, Advances & Deposits (Schedule-8) as receivable, without authorization and confirmation from the funding agency/University Grants Commission (UGC) for reimbursement of the overspent amounts. This resulted in overstatement of Designated/Earmarked Funds and Loans, Advances & Deposits by ₹ 1.55 crore each. | The expenditure for ₹1.55 crore is majorly towards staff salaries. They are sanctioned by the UGC and are continuing without interruption. Since these are Plan based Schemes, extension of schemes given from time to time in due course and grants released subsequently. Also there are no directions for their closure or termination. Hence these schemes are deemed to be continued and expenditure was incurred. Grants of Hindi and Innovative Schemes are yet to be received. Therefore, the grants receivable from UGC are rightly accounted for under Schedule - 8 of the Annual Accounts as grants receivable. |
| A.1.2.   | <b>Current Liabilities &amp; Provisions: ₹104.25 crore (Schedule 3)</b>  |  |

(i) HINDI: ₹44,05,164/- and (ii) INNOVATIVE: ₹1,10,59,609/-, total: ₹1,54,64,773/-

| A.1.2.1     | Time-barred cheques amounting to ` ₹ 0.27 Crores as on 31.03.2018, in respect of 9 Bank accounts <sup>2</sup> , were not written back as receipts in the books of accounts and exhibited as Stale cheques under Current Liabilities. This has resulted in understatement of Current Liabilities and Current Assets by ` 0.27 crore each.  | The time barred cheques (65 cheques) amounting to ₹27,25,148/- in respect of 9 bank accounts were written back in respective cash books. This will be reflected in the Annual Accounts of 2018-19. |  |  |    |  |                                 |    |  |   |    |                         |  |  |
|-------------|---|--|--|--|----|--|---------------------------------|----|--|---|----|-------------------------|--|--|
| B.          | <b>General</b>  |  |  |  |    |  |                                 |    |  |   |    |                         |  |  |
| 1.          | Though pointed out in previous audit, the discrepancies in the details of land possessed by the University as disclosed in Sl.No.III, of 'Notes on Accounts' (In the Table-I, Schedule-24, Page 50 of Annual Accounts), when compared to the disclosure on land holdings made in the Annual Accounts for the year 2014-15, as detailed below, were not rectified:   | The detailed information is furnished below and necessary rectification would be carried out in the Annual Accounts for the Year 2018-19.  |  |  |    |  |                                 |    |  |   |    |                         |  |  |
| Sl. No.     | <table border="1"> <thead> <tr> <th data-bbox="762 712 954 1070">Description</th> <th data-bbox="762 1070 954 1541">Details as per Table-I (Schedule-24), Page 35 &amp; 36, of 2014-15 Annual Accounts</th> <th data-bbox="762 1541 954 1729">Details as per Table-I (Schedule-24) of 2015-16, 2016-17 &amp; 2017-18 Annual Accounts</th> </tr> </thead> <tbody> <tr> <td data-bbox="954 712 1034 1070">a.</td> <td data-bbox="954 1070 1034 1541">Freehold land at Darbhanga District, Bihar</td> <td data-bbox="954 1541 1034 1729">Date of Acquisition: 11.06.2009</td> </tr> <tr> <td data-bbox="1034 712 1177 1070">b.</td> <td data-bbox="1034 1070 1177 1541">Freehold land at Srinagar, Jammu &amp; Kashmir</td> <td data-bbox="1034 1541 1177 1729">Date of Acquisition: 14.05.2008<br/>(i) Details of land in acres: 12.392 (Acquired on 25.06.2012)<br/>(ii) Details of land in acres: 1.363 (Acquired on 15.12.2014)</td> </tr> <tr> <td data-bbox="1177 712 1232 1070">c.</td> <td data-bbox="1177 1070 1232 1541">Leasehold land at BDACA</td> <td data-bbox="1177 1541 1232 1729">Date of Acquisition: 11.06.2009<br/>Details of land in acres: Not mentioned</td> </tr> </tbody> </table> | Description  | Details as per Table-I (Schedule-24), Page 35 & 36, of 2014-15 Annual Accounts | Details as per Table-I (Schedule-24) of 2015-16, 2016-17 & 2017-18 Annual Accounts | a. | Freehold land at Darbhanga District, Bihar | Date of Acquisition: 11.06.2009 | b. | Freehold land at Srinagar, Jammu & Kashmir | Date of Acquisition: 14.05.2008<br>(i) Details of land in acres: 12.392 (Acquired on 25.06.2012)<br>(ii) Details of land in acres: 1.363 (Acquired on 15.12.2014) | c. | Leasehold land at BDACA | Date of Acquisition: 11.06.2009<br>Details of land in acres: Not mentioned | <p>a. The date of acquisition in annual accounts 2015-16, 2016-17 and 2017-18 is correct.</p> <p>b. Now mentioned in acres – 12.50.</p> <p>c. Now mentioned in acres – 0.195 and date of acquisition mentioned as 26-09-2008 in annual accounts 2014-15 is correct.</p> <p>d. The date of acquisition in annual accounts 2015-16, 2016-17 and 2017-18 is correct.</p> <p>e. The details of land in acres mentioned as 5.02 in annual accounts for the year 2014-15 is correct.</p> |
| Description | Details as per Table-I (Schedule-24), Page 35 & 36, of 2014-15 Annual Accounts  | Details as per Table-I (Schedule-24) of 2015-16, 2016-17 & 2017-18 Annual Accounts   |  |  |    |  |                                 |    |  |   |    |                         |  |  |
| a.          | Freehold land at Darbhanga District, Bihar  | Date of Acquisition: 11.06.2009  |  |  |    |  |                                 |    |  |   |    |                         |  |  |
| b.          | Freehold land at Srinagar, Jammu & Kashmir  | Date of Acquisition: 14.05.2008<br>(i) Details of land in acres: 12.392 (Acquired on 25.06.2012)<br>(ii) Details of land in acres: 1.363 (Acquired on 15.12.2014)                                  |  |  |    |  |                                 |    |  |   |    |                         |  |  |
| c.          | Leasehold land at BDACA   | Date of Acquisition: 11.06.2009<br>Details of land in acres: Not mentioned   |  |  |    |  |                                 |    |  |   |    |                         |  |  |

<sup>2</sup> (i) Coaching Academy A/c No.1100: ` ₹4,611/-(3), (ii) IOB Salaries A/c No.8330: ` ₹8,50,129/-(13), (iii) Plan A/c No.1101: ` ₹12,62,178/-(14), (iv) Deccan Studies A/c No. 2750: ` ₹614/-(2) (v) Merged Schemes A/c No.0023: ` ₹1,000/-(1), (vi) IOB Recurring Scheme A/c No.8331: ` ₹1,01,312/-(13), and (vii) Non-Plan A/c No.0001: ` ₹23,758/-(2), (viii) A/c No. 8542: ` ₹72,539/-(4)(ix) Sachar A/c No.0024: ` ₹4,09,007/-(13)

|                                |  |   |                                 |                                 |                                 |    |                                       |                                 |                                |                                |  |                             |  |  |
|--------------------------------|--|---|---------------------------------|---------------------------------|---------------------------------|----|---------------------------------------|---------------------------------|--------------------------------|--------------------------------|--|-----------------------------|--|--|
|                                | <table border="1"> <tr> <td data-bbox="177 1933 284 2033">d.</td> <td data-bbox="177 1552 284 1933">Leasehold land at Bhopal</td> <td data-bbox="177 1077 284 1552">Date of Acquisition: 26.09.2008</td> <td data-bbox="177 734 284 1077">Date of Acquisition: 04.06.2008</td> </tr> <tr> <td data-bbox="284 1933 368 2033">e.</td> <td data-bbox="284 1552 368 1933">Freehold land at Asansol, West Bengal</td> <td data-bbox="284 1077 368 1552">Date of Acquisition: 31.01.2014</td> <td data-bbox="284 734 368 1077">Date of Acquisition: 25.2.2014</td> </tr> <tr> <td colspan="2" data-bbox="368 1552 453 2033">Details of land in Acres: 5.02</td> <td colspan="2" data-bbox="368 734 453 1077">Details of land in Acres: 5</td> </tr> </table> | d.  | Leasehold land at Bhopal        | Date of Acquisition: 26.09.2008 | Date of Acquisition: 04.06.2008 | e. | Freehold land at Asansol, West Bengal | Date of Acquisition: 31.01.2014 | Date of Acquisition: 25.2.2014 | Details of land in Acres: 5.02 |  | Details of land in Acres: 5 |  |  |
| d.                             | Leasehold land at Bhopal   | Date of Acquisition: 26.09.2008   | Date of Acquisition: 04.06.2008 |                                 |                                 |    |                                       |                                 |                                |                                |  |                             |  |  |
| e.                             | Freehold land at Asansol, West Bengal  | Date of Acquisition: 31.01.2014   | Date of Acquisition: 25.2.2014  |                                 |                                 |    |                                       |                                 |                                |                                |  |                             |  |  |
| Details of land in Acres: 5.02 |  | Details of land in Acres: 5   |                                 |                                 |                                 |    |                                       |                                 |                                |                                |  |                             |  |  |
| 2.                             | <p>The following were not exhibited in the Annual Accounts, though mandated as per MHRD format of Accounts:</p> <ul style="list-style-type: none"> <li>a. Sub Schedule 2A – Endowment Fund(MHRD format of accounts Page No.5)</li> <li>b. Schedule 3(b) under Others – Names of the sponsors(MHRD format of accounts Page No.8)</li> <li>c. Schedule 10 – Prescribed format not adopted (MHRD format of accounts Page No.28)</li> <li>d. Schedule 15A- Employees and Terminal Benefits(MHRD format of accounts Page No.35)</li> </ul>  | <p>The Observation is noted for future compliance. The Schedules noted in the observation will be appended in the Annual Accounts of 2018-19.</p> |                                 |                                 |                                 |    |                                       |                                 |                                |                                |  |                             |  |  |



(M. G. Gunasekaran)  
Finance Officer



# **ANNUAL ACCOUNTS**

**2017-2018**

## **CONTENTS**

| <b>S.No.</b> | <b>Particulars</b>              | <b>Page No.</b> |
|--------------|---------------------------------|-----------------|
| 1            | Balance Sheet                   | 1               |
| 2            | Income & Expenditure Account    | 2               |
| 3            | Schedules                       | 3 – 47          |
| 4            | Significant Accounting Policies | 48 – 50         |
| 5            | Notes on Accounts               | 51 – 54         |
| 6            | Receipts & Payments Account     | 55 – 57         |
| 7            | Receipts & Payments Account GPF | 58 – 59         |
| 8            | Receipts & Payments Account NPS | 60 – 61         |

**MAULANA AZAD NATIONAL URDU UNIVERSITY :: HYDERABAD**

**BALANCE SHEET AS ON 31-MARCH-2018**

Amount in Rupees

| <b>SOURCE OF FUNDS</b>                     | <b>Schedule</b> | <b>Current Year</b>      | <b>Previous Year</b>     |
|--|-----------------|--------------------------|--------------------------|
| CAPITAL FUND                               | 1               | 2,16,51,55,037.95        | 2,01,30,55,048.85        |
| DESIGNATED/ EARMARKED /<br>ENDOWMENT FUNDS | 2               | 28,60,36,303.67          | 33,81,45,299.72          |
| CURRENT LIABILITIES &<br>PROVISIONS        | 3               | 1,04,25,24,017.55        | 68,38,63,193.00          |
| <b>TOTAL</b>                               |                 | <b>3,49,37,15,359.17</b> | <b>3,03,50,63,541.57</b> |

| <b>APPLICATION OF FUNDS</b>                     | <b>Schedule</b> | <b>Current Year</b>      | <b>Previous Year</b>     |
|---|-----------------|--------------------------|--------------------------|
| FIXED ASSETS                                    | 4               | 1,50,81,95,801.00        | 1,53,09,22,058.00        |
| <b>LESS: DEPRECIATION</b>                       |                 | 14,49,18,345.00          | 15,88,22,506.00          |
| CAPITAL WORKS-IN-PROGRESS                       |                 | 9,12,55,063.00           | 5,60,43,337.00           |
| INVESTMENTS FROM EARMARKED /<br>ENDOWMENT FUNDS | 5               |                          |                          |
| LONG TERM                                       |                 | -                        | -                        |
| SHORT TERM                                      |                 | 31,65,11,460.00          | 21,65,11,460.00          |
| INVESTMENTS - OTHERS                            | 6               | -                        | -                        |
| CURRENT ASSETS                                  | 7               | 80,52,72,696.46          | 82,03,25,433.49          |
| LOANS, ADVANCES & DEPOSITS                      | 8               | 91,73,98,683.71          | 57,00,83,759.08          |
| <b>TOTAL</b>                                    |                 | <b>3,49,37,15,359.17</b> | <b>3,03,50,63,541.57</b> |
| SIGNIFICANT ACCOUNTING<br>POLICIES              | 23              |                          |                          |
| CONTINGENT LIABILITIES AND<br>NOTES TO ACCOUNTS | 24              |                          |                          |

  
**(M. G. Gunasekaran)**  
**Finance Officer**


**MAULANA AZAD NATIONAL URDU UNIVERSITY:: HYDERABAD**

**INCOME AND EXPENDITURE ACCOUNT FOR THE YEAR ENDED ON 31-MARCH 2018**

Amount in Rupees

| <b>INCOME</b>                    | <b>Schedule</b> | <b>Current Year</b>      | <b>Previous Year</b>     |
|----------------------------------|-----------------|--------------------------|--------------------------|
| Academic Receipts                | 9               | 18,37,64,273.29          | 19,30,55,829.97          |
| Grants/ Subsidies                | 10              | 85,65,00,000.00          | 1,03,41,25,606.00        |
| Income from investments          | 11              | 4,40,60,947.73           | 4,31,11,816.58           |
| Interest earned (Loans to staff) | 12              | 4,06,382.00              | 5,25,129.00              |
| Other Income                     | 13              | 2,54,81,549.00           | 68,49,941.13             |
| Prior Period Income              | 14              | 15,39,316.00             | 2,68,213.00              |
| <b>TOTAL (A)</b>                 |                 | <b>1,11,17,52,468.02</b> | <b>1,27,79,36,535.68</b> |

| <b>EXPENDITURE</b>   | <b>Schedule</b> | <b>Current Year</b>      | <b>Previous Year</b>     |
|--|-----------------|--------------------------|--------------------------|
| Staff Payments & Benefits<br>(Establishment expenses)                          | 15              | 1,19,38,23,943.00        | 1,14,89,75,553.46        |
| Academic Expenses  | 16              | 4,81,21,405.19           | 7,23,79,953.50           |
| Administrative and General<br>Expenses   | 17              | 9,44,69,925.17           | 8,40,44,473.50           |
| Transportation Expenses  | 18              | 24,75,097.00             | 13,79,303.00             |
| Repairs & Maintenance  | 19              | 2,09,72,932.00           | 1,93,55,483.00           |
| Finance costs  | 20              | 6,16,574.16              | 22,287.37                |
| Depreciation   | 4               | 14,49,18,345.00          | 15,88,22,506.00          |
| Other Expenses   | 21              | -                        | -                        |
| Prior Period Expenses  | 22              | 1,92,29,893.40           | 2,63,59,750.00           |
| <b>TOTAL (B)</b>   |                 | <b>1,52,46,28,114.92</b> | <b>1,51,13,39,309.83</b> |
| Balance being excess of Income<br>over Expenditure (A-B)                       |                 | -41,28,75,646.90         | -23,34,02,774.15         |
| Transfer to / from Designated<br>Fund  |                 | -                        | -                        |
| Building fund  |                 | -                        | -                        |
| <b>Extra-Ordinary Items:</b>   |                 |                          |                          |
| Liability with regard actuarial<br>valuation of post retirement<br>liabilities |                 |                          | -                        |
| <b>Balance Being Surplus /<br/>(Deficit) Carried to Capital Fund</b>           |                 | <b>-41,28,75,646.90</b>  | <b>-23,34,02,774.15</b>  |
| Significant Accounting Policies  | 23              |                          |                          |
| Contingent Liabilities and Notes to<br>Accounts                                | 24              |                          |                          |

  
**(M. G. Gunasekaran)**  
**Finance Officer**







# SCHEDULES

**MAULANA AZAD NATIONAL URDU UNIVERSITY :: HYDERABAD**

**SCHEDULE - 1 CAPITAL FUND**

Amount in Rupees

| <b>Sl.N<br/>o.</b> | <b>Particulars</b>  | <b>Current Year</b>      | <b>Previous Year</b>     |
|--------------------|---|--------------------------|--------------------------|
| 1                  | Balance at the beginning of the year  | 2,01,30,55,048.85        | 1,98,87,17,008.00        |
| 2                  | Add: Contributions towards Interest to Capital Fund   | -                        | -                        |
| 3                  | Add: Grants from UGC, Government of India and State Government to the extent utilized for capital | 51,05,15,006.00          | 22,70,37,438.00          |
| 4                  | Add: Assets Purchased out of Earmarked Funds  | 13,46,08,361.00          | 6,32,62,831.00           |
| 5                  | Add: Assets Purchased out of Sponsored Projects, where ownership vests in the institution         | -                        | -                        |
| 6                  | Add: Assets Donated/Gifts Received  | -                        | 27.00                    |
| 7                  | Add: Other Additions  | -                        | -                        |
| 8                  | Add: Excess of Income over expenditure trasferred from the Income & Expenditure Account           | -                        | -                        |
|                    | <b>Total(A)</b>   | <b>2,65,81,78,415.85</b> | <b>2,27,90,17,304.00</b> |
| 9                  | (Less) Amount transferred to Other Funds  | 8,01,47,731.00           | 3,25,59,481.00           |
| 10                 | Deficit transferred from the Income & expenditure Account   | -41,28,75,646.90         | -23,34,02,774.15         |
|                    | <b>Balance at the year end</b>  | <b>2,16,51,55,037.95</b> | <b>2,01,30,55,048.85</b> |

**MAULANA AZAD NATIONAL URDU UNIVERSITY :: HYDERABAD**  
**SCHEDULE 2 - DESIGNATED/ EARMARKED / ENDOWMENT FUNDS**

| Particulars   | Fund wise Breakup  |                        |                     |                     |                       |                     |                        |                       |                    |  | Schemes |  |
|---|--------------------|------------------------|---------------------|---------------------|-----------------------|---------------------|------------------------|-----------------------|--------------------|--|---------|--|
|   | GoldMedal          | Sachar                 | RCA                 | CDS                 | OBC                   | MAK Chair           | HRDC (ASC)             | Merged Scheme         | CCMES              |  |         |  |
| <b>A.</b>   |                    |                        |                     |                     |                       |                     |                        |                       |                    |  |         |  |
| a) Opening balance  | 604430.00          | 292608122.39           | 7886101.00          | 714156.28           | 10291395.00           | 172556.50           | -6812440.14            | 17039142.00           | 887397.00          |  |         |  |
| b) Additions during the year  | 40000.00           | 0.00                   | 6500000.00          |                     | 0.00                  | 1600000.00          | 9560000.00             | 0.00                  | 0.00               |  |         |  |
| c) Income from investments made of the funds  | 0.00               | 0.00                   | 0.00                | 0.00                | 0.00                  | 0.00                | 0.00                   | 0.00                  | 0.00               |  |         |  |
| d) Accrued Interest on investments/Advances   | 48182.00           | 25374967.00            | 0.00                | 0.00                | 0.00                  | 0.00                | 0.00                   | 2521210.00            | 0.00               |  |         |  |
| e) Interest on Savings Bank a/c   | 0.00               | 6135675.00             | 97491.00            | 325116.00           | 226783.00             | 39475.00            | 50899.00               | 682516.00             | 0.00               |  |         |  |
| f) Other additions (Specify nature)   | 0.00               | 0.00                   | 0.00                | 0.00                | 0.00                  | 0.00                | 0.00                   | 0.00                  | 0.00               |  |         |  |
| <b>Total (A)</b>  | <b>692612.00</b>   | <b>324118764.39</b>    | <b>14483592.00</b>  | <b>1039272.28</b>   | <b>10518178.00</b>    | <b>1812031.50</b>   | <b>2798458.86</b>      | <b>20242868.00</b>    | <b>887397.00</b>   |  |         |  |
| <b>B. Utilisation/Expenditure towards</b>   |                    |                        |                     |                     |                       |                     |                        |                       |                    |  |         |  |
| i) Capital Expenditure  | 0.00               | 52884470.00            | 2836771.00          | 0.00                | 0.00                  | 0.00                | 273550.00              | 0.00                  | 0.00               |  |         |  |
| ii) Revenue Expenditure   | 0.00               | 25922107.00            | 1995049.86          | 0.00                | 0.00                  | 627824.52           | 6411539.57             | 110.12                | 0.00               |  |         |  |
| iii) Pay & Allowances   | -                  | -                      | 35,49,399.00        | -                   | -                     | -                   | 61,73,666.00           | -                     | -                  |  |         |  |
| <b>Total (B)</b>  | <b>-</b>           | <b>7,88,06,577.00</b>  | <b>83,81,219.86</b> | <b>-</b>            | <b>-</b>              | <b>6,27,824.52</b>  | <b>1,28,58,755.57</b>  | <b>110.12</b>         | <b>-</b>           |  |         |  |
| <b>Closing balance at the year end (A - B)</b>  | <b>6,92,612.00</b> | <b>24,53,12,187.39</b> | <b>61,02,372.14</b> | <b>10,39,272.28</b> | <b>1,05,18,178.00</b> | <b>11,84,206.98</b> | <b>-1,00,60,296.71</b> | <b>2,02,42,757.88</b> | <b>8,87,397.00</b> |  |         |  |
| <b>Grand Total</b>  |                    |                        |                     |                     |                       |                     |                        |                       |                    |  |         |  |
| <b>a Credit Balances</b>  |                    |                        |                     |                     |                       |                     |                        |                       |                    |  |         |  |
| <b>b Debit Balances*</b>  |                    |                        |                     |                     |                       |                     |                        |                       |                    |  |         |  |
| Represented by  |                    |                        |                     |                     |                       |                     |                        |                       |                    |  |         |  |
| Cash, Bank Balances and Investments (including temporary advances and accrued interest up to 31-3-2017) | 6,44,430.00        | 21,99,37,220.39        | 61,02,372.14        | 10,39,272.28        | 1,05,18,178.00        | 11,84,206.98        | -                      | 1,77,21,547.88        | 8,87,397.00        |  |         |  |
| Interest accrued but not due  | 48,182.00          | 2,53,74,967.00         | -                   | -                   | -                     | -                   | -                      | 25,21,210.00          | -                  |  |         |  |
| <b>Total</b>  | <b>6,04,430.00</b> | <b>24,53,12,187.39</b> | <b>61,02,372.14</b> | <b>10,39,272.28</b> | <b>1,05,18,178.00</b> | <b>11,84,206.98</b> | <b>-</b>               | <b>2,02,42,757.88</b> | <b>8,87,397.00</b> |  |         |  |

Note: Debit balance shown as receivables under Sch-8

**MAULANA AZAD NATIONAL URDU UNIVERSITY :: HYDERABAD**  
**SCHEDULE 2 - DESIGNATED/ EARMARKED/ ENDOWMENT FUNDS**

| Particulars   | Fund wise Breakup  |                     |                        |                      |                        |                     |                        |                        |  |  | Previous Year |  |
|---|--------------------|---------------------|------------------------|----------------------|------------------------|---------------------|------------------------|------------------------|--|--|---------------|--|
|   | Schemes            |                     |                        |                      |                        | Others              |                        |                        |  |  |               |  |
|   | RCCM               | UGC-NET             | CSSEIP                 | HINDI                | INNOVATIVE             | CWS                 | Total                  |                        |  |  |               |  |
| <b>A.</b>   |                    |                     |                        |                      |                        |                     |                        |                        |  |  |               |  |
| a) Opening balance  | 232162.00          | 547740.00           | -17401159.00           | -1961071.00          | -7542425.00            | 1173290.00          | 298439397.03           | 287282609.05           |  |  |               |  |
| b) Additions during the year  | 0.00               | 0.00                | 13723582.00            | 0.00                 | 0.00                   | 0.00                | 31423582.00            | 51985924.00            |  |  |               |  |
| c) Income from investments made of the funds  | 0.00               | 0.00                | 0.00                   | 0.00                 | 0.00                   | 0.00                | 0.00                   | 1920796.00             |  |  |               |  |
| d) Accrued Interest on Investments/Advances   | 0.00               | 0.00                | 0.00                   | 0.00                 | 0.00                   | 0.00                | 27944359.00            | 32940370.00            |  |  |               |  |
| e) Interest on Savings Bank a/c   | 0.00               | 0.00                | 0.00                   | 0.00                 | 0.00                   | 0.00                | 7557955.00             | 27763338.00            |  |  |               |  |
| f) Other additions (Specify nature)   | 0.00               | 0.00                | 0.00                   | 0.00                 | 0.00                   | 0.00                | 0.00                   | 26697542.00            |  |  |               |  |
| <b>Total (A)</b>  | <b>232162.00</b>   | <b>547740.00</b>    | <b>-3677577.00</b>     | <b>-1961071.00</b>   | <b>-7542425.00</b>     | <b>1173290.00</b>   | <b>365365293.03</b>    | <b>403603579.05</b>    |  |  |               |  |
| <b>B. Utiiisation/Expenditure towards</b>   |                    |                     |                        |                      |                        |                     |                        |                        |  |  |               |  |
| i) Capital Expenditure  | 211617.00          | 63770.00            | 235762.00              | 0.00                 | 0.00                   | 178846.00           | 56684786.00            | 36344289.00            |  |  |               |  |
| ii) Revenue Expenditure   | 120500.00          | 707109.00           | 194050.00              | 0.00                 | 0.00                   | 0.00                | 35978290.07            | 38132411.47            |  |  |               |  |
| iii) Pay & Allowances   | -                  | -                   | 75,59,749.00           | 24,44,093.00         | 35,17,184.00           | 9,37,124.00         | 2,41,81,215.00         | 24698674.00            |  |  |               |  |
| <b>Total (B)</b>  | <b>3,32,117.00</b> | <b>7,70,879.00</b>  | <b>79,89,561.00</b>    | <b>24,44,093.00</b>  | <b>35,17,184.00</b>    | <b>11,15,970.00</b> | <b>11,68,44,291.07</b> | <b>9,91,75,374.47</b>  |  |  |               |  |
| <b>Closing balance at the year end (A - B)</b>  | <b>-99,955.00</b>  | <b>-2,23,139.00</b> | <b>-1,16,67,138.00</b> | <b>-44,05,164.00</b> | <b>-1,10,59,609.00</b> | <b>57,320.00</b>    | <b>24,85,21,001.96</b> | <b>30,44,28,204.58</b> |  |  |               |  |
| <b>Grand Total</b>  |                    |                     |                        |                      |                        |                     | <b>28,60,36,303.67</b> | <b>338145299.7</b>     |  |  |               |  |
| <b>a Credit Balances</b>  |                    |                     |                        |                      |                        |                     | <b>-3,75,15,301.71</b> | <b>-33717095.14</b>    |  |  |               |  |
| <b>b Debit Balances*</b>  |                    |                     |                        |                      |                        |                     |                        |                        |  |  |               |  |
| Represented by  |                    |                     |                        |                      |                        |                     |                        |                        |  |  |               |  |
| Cash, Bank Balances and Investments (including temporary advances and accrued interest up to 31-3-2017) | -99,955.00         | -2,23,139.00        | -1,16,67,138.00        | -44,05,164.00        | -1,10,59,609.00        | 57,320.00           | 22,05,76,642.96        | 27,14,87,834.58        |  |  |               |  |
| Interest accrued but not due  | -                  | -                   | -                      | -                    | -                      | -                   | 2,79,44,359.00         | 3,29,40,370.00         |  |  |               |  |
| <b>Total</b>  | <b>-99,955.00</b>  | <b>-2,23,139.00</b> | <b>-1,16,67,138.00</b> | <b>-44,05,164.00</b> | <b>-1,10,59,609.00</b> | <b>57,320.00</b>    | <b>24,85,21,001.96</b> | <b>30,44,28,204.58</b> |  |  |               |  |

Note: Debit balance shown as receivables under Sch-8

**MAULANA AZAD NATIONAL URDU UNIVERSITY :: HYDERABAD**  
**SCHEDULE 3- CURRENT LIABILITIES & PROVISIONS**

Amount in Rupees

| Sl.No     | Particulars   | Current Year             | Previous Year          |
|-----------|---|--------------------------|------------------------|
| <b>A.</b> | <b>A. CURRENT LIABILITIES</b>   |                          |                        |
| 1         | <b>Deposits from staff</b>  | -                        | -                      |
| 2         | <b>Deposits from students</b>   |                          |                        |
| a         | Hostel Deposit  | -                        | 24,100.00              |
| b         | Caution Deposit   | 30,13,887.00             | 20,99,151.00           |
| c         | Student medical deposit   | -                        | -                      |
| d         | Student Welfare Fund  | 2,10,058.00              | -                      |
| 3         | <b>Sundry Creditors</b>   |                          |                        |
| a         | For Goods & Services (works)  | -                        | -                      |
| 4         | <b>Deposit-Others (including EMD, Security Deposit)</b>                     |                          |                        |
| a         | EMD   | 4,98,952.00              | 2,34,602.00            |
| b         | Security Deposit  | 40,08,484.00             | 56,19,311.00           |
| c         | Other Deposits  | 1,35,716.00              | 61,74,361.00           |
| 5         | <b>Statutory Liabilities (GPF, TDS, WC TAX, CPF, GIS, NPS):</b>             |                          |                        |
| a         | Overdue   | -                        | -                      |
| b         | Others  | -                        | -                      |
| 6         | <b>Other Current Liabilities</b>  |                          |                        |
| a         | Salaries  | -                        | 90,512.00              |
| b         | Receipts against sponsored projects   | 35,34,399.05             | -                      |
| c         | Receipts against sponsored fellowships & scholarships                       | 50,03,609.50             | 30,17,980.00           |
| d         | Unutilised Grants -XII Plan GDA and additional grant for campus connect     | 21,46,57,340.00          | 18,67,89,984.00        |
| e         | Unutilised Grants -Sport Equipment  | 10,000.00                | 10,000.00              |
| f         | Grants in advance   | -                        | -                      |
| g         | Other funds   | 8,50,119.00              | 8,40,119.00            |
| h         | Horticulture Maintenance  | -                        | -                      |
| i         | Other liabilities   | 14,07,462.00             | 2,09,566.00            |
| j         | Liability for Stale Cheques   | 30,88,784.00             | 33,08,080.00           |
|           | <b>Total (A)</b>  | <b>23,64,18,810.55</b>   | <b>20,84,17,766.00</b> |
| 7         | <b>PROVISIONS</b>   |                          |                        |
| a         | Rent and other expenses   | 56,08,238.00             | 91,13,263.00           |
| b         | Pay and Allowances of Mar-18 for Plan and Non-plan                          | 6,39,15,430.00           | 4,81,40,180.00         |
| c         | 7th CPC arrears   | 8,56,75,324.00           | -                      |
| d         | Retirement benefits received on transfer                                    | 1,57,29,972.00           | 1,09,53,011.00         |
| e         | Provsion for NPS of March-18  | 1,24,47,424.00           | 38,40,169.00           |
| f         | Provision for Pension for March-18  | 3,52,090.00              | 2,96,500.00            |
| g         | Provsion for DA arrears of Plan and Non-Plan posts                          | -                        | 22,89,164.00           |
| h         | Provision for Contract employees salaries of Plan and Non-Plan for March-18 | 42,42,223.00             | 42,94,660.00           |
| i         | Interest accrued but not due  | -                        | -                      |
| j         | Others  | 81,76,873.00             | 1,49,35,515.00         |
| k         | Liability Under AS-15   | 60,99,57,633.00          | 38,15,82,965.00        |
|           | <b>Total (B)</b>  | <b>80,61,05,207.00</b>   | <b>47,54,45,427.00</b> |
|           | <b>Total (A+ B)</b>   | <b>1,04,25,24,017.55</b> | <b>68,38,63,193.00</b> |

MAULANA AZAD NATIONAL URDU UNIVERSITY :: HYDERABAD

SCHEDULE 3(a) - SPONSORED PROJECTS

| Sl.No | Name of the Project    | Amount in Rupees    |                                       |                     |                             |                     |
|-------|------------------------|---------------------|---------------------------------------|---------------------|-----------------------------|---------------------|
|       |                        | Opening Balance     | Receipts / Recoveries during the year | Total               | Expenditure during the year | Closing Balance     |
| 1     | Minor Research Project | 39,40,865.05        | 8,61,323.00                           | 48,02,188.05        | 12,67,789.00                | 35,34,399.05        |
|       | <b>Total</b>           | <b>39,40,865.05</b> | <b>8,61,323.00</b>                    | <b>48,02,188.05</b> | <b>12,67,789.00</b>         | <b>35,34,399.05</b> |

MAULANA AZAD NATIONAL URDU UNIVERSITY :: HYDERABAD

SCHEDULE 3(b) - SPONSORED FELLOWSHIPS AND SCHOLARSHIPS

Amount in Rupees

| Sl.No | Name of Sponsor                           | Opening Balance     |          | Transaction during the year |                    | Closing Balance     |          |
|-------|---|---------------------|----------|-----------------------------|--------------------|---------------------|----------|
|       |   | Cr.                 | Dr.      | Cr.                         | Dr.                | Cr.                 | Dr.      |
| 1     | University Grant commission - Fellowships | 20,47,942.50        | -        | 24,687.00                   | -                  | 20,72,629.50        | -        |
| 2     | Others - Scholarship                      | 30,17,980.00        | -        | 1,96,604.00                 | 2,83,604.00        | 29,30,980.00        | -        |
|       | <b>Total</b>                              | <b>50,65,922.50</b> | <b>-</b> | <b>2,21,291.00</b>          | <b>2,83,604.00</b> | <b>50,03,609.50</b> | <b>-</b> |

**MAULANA AZAD NATIONAL URDU UNIVERSITY :: HYDERABAD**

**SCHEDULE 3(C) - GRANTS / SUBSIDIES**

Amount in Rupees

| Sl. No. | Particulars                                 | From Govt. of India | From UGC   |                  |                       | Total Plan             |
|---------|---|---------------------|--|------------------|-----------------------|------------------------|
|         |   |                     | XII Plan GDA (including other Non - Recurring Grant) | Specific Schemes |                       |                        |
|         |   |                     |  | Sports Equipment | Campus Connect        |                        |
| 1       | Balance B/F                                 | Nil                 | 16,13,79,525.00                                      | 10,000.00        | 2,54,10,459.00        | 18,67,99,984.00        |
| 2       | Add: Receipts during the year               |                     |  |                  |                       |                        |
| 3       | Grants received from UGC                    |                     | 53,47,14,000.00                                      | -                | -                     | 53,47,14,000.00        |
|         | Deposits Refunded by CPWD                   |                     | 22,24,156.00   | -                | -                     | 22,24,156.00           |
|         | <b>Total</b>                                |                     | <b>69,83,17,681.00</b>                               | <b>10,000.00</b> | <b>2,54,10,459.00</b> | <b>72,37,38,140.00</b> |
| 4       | Less: Refund to UGC/GOI Balance             |                     | -  | -                | -                     | -                      |
| 5       | Less: Utilised for Capital expenditure (A)  |                     | 50,90,70,800.00                                      | -                | -                     | 50,90,70,800.00        |
| 6       | Balance                                     |                     | 18,92,46,881.00                                      | 10,000.00        | 2,54,10,459.00        | 21,46,67,340.00        |
| 7       | Less: utilized for Revenue Expenditure (B)* |                     | -  | -                | -                     | -                      |
| 8       | Balance C/F (C)                             | 18,92,46,881.00     | 10,000.00  | 2,54,10,459.00   | 21,46,67,340.00       |                        |

*\*Note: Revenue Grants are accounted as income in accordance with AS-12 and stated accounting policy*



MAULANA AZAD NATIONAL URDU UNIVERSITY :: HYDERABAD  
Assets Schedule-4

Amount in Rupees

| S.No | Assets Heads                          | Net Block        |             |            |            | Depreciation for the Year |                 |                        |                           | Net Block    |                    |                  |
|------|---------------------------------------|------------------|-------------|------------|------------|---------------------------|-----------------|------------------------|---------------------------|--------------|--------------------|------------------|
|      |                                       | As on 01-04-2017 | Additions   |            | Deductions |                           | Closing Balance | Dep on Opening Balance | Depreciation on Additions |              | Total Depreciation | As on 31-03-2018 |
|      |                                       |                  | Total       | Total      | Total      | Total                     |                 |                        |                           |              |                    |                  |
| 1    | Land                                  | 4036748.00       | 0.00        | 0.00       | 0.00       | 4036748.00                | 131608.00       | 0.00                   | 0.00                      | 131608.00    | 3905140.00         |                  |
| 2    | Site Development                      | 13453216.00      | 984247.00   | 0.00       | 0.00       | 14437463.00               | 1345322.00      | 83501.00               | 0.00                      | 1428823.00   | 13008640.00        |                  |
| 3    | Buildings                             | 1139681328.00    | 70763958.00 | 6704155.00 | 0.00       | 1203741131.00             | 95342917.00     | 7655721.00             | 0.00                      | 102998638.00 | 1100742493.00      |                  |
| 4    | Roads & Bridges                       | 16107393.00      | 0.00        | 0.00       | 0.00       | 16107393.00               | 1610739.00      | 0.00                   | 0.00                      | 1610739.00   | 14496654.00        |                  |
| 5    | Tubewells & Water Supply              | 26064615.00      | 574870.00   | 0.00       | 0.00       | 26639485.00               | 2606462.00      | 57487.00               | 0.00                      | 2663949.00   | 23975536.00        |                  |
| 6    | Electrical Installation and equipment | 21297121.00      | 377034.00   | 1712686.00 | 0.00       | 19961469.00               | 1959546.00      | 18851.00               | 0.00                      | 1978397.00   | 17983072.00        |                  |
| 7    | Plant & Machinery                     | 355179.00        | 24879.00    | 0.00       | 0.00       | 380058.00                 | 53010.00        | 1867.00                | 0.00                      | 54877.00     | 325181.00          |                  |
| 8    | Scientific & Laboratory Equipment     | 8038442.00       | 4932193.00  | 0.00       | 0.00       | 12970635.00               | 1242438.00      | 382656.00              | 0.00                      | 1625094.00   | 11345541.00        |                  |
| 9    | Office Equipment                      | 45430730.00      | 9118252.00  | 0.00       | 0.00       | 54548982.00               | 6814609.00      | 1016468.00             | 0.00                      | 7831077.00   | 46717905.00        |                  |
| 10   | Sports Equipment                      | 290527.00        | 0.00        | 0.00       | 0.00       | 290527.00                 | 43580.00        | 0.00                   | 0.00                      | 43580.00     | 246947.00          |                  |

**MAULANA AZAD NATIONAL URDU UNIVERSITY :: HYDERABAD**  
Assets Schedule-4

Amount in Rupees

| S.No         | Assets Heads                     | Net Block            |                     |                    |                      | Depreciation for the Year |                     |                           |                           | Net Block                 |                           |                      |                  |
|--------------|----------------------------------|----------------------|---------------------|--------------------|----------------------|---------------------------|---------------------|---------------------------|---------------------------|---------------------------|---------------------------|----------------------|------------------|
|              |                                  | As on 01-04-2017     | Additions           |                    | Deductions           |                           | Closing Balance     | Dep on Opening Balance    | Depreciation on Additions |                           | Depreciation on deletions | Total Depreciation   | As on 31-03-2018 |
|              |                                  |                      | Total               | Total              | Total                | Total                     |                     |                           |                           |                           |                           |                      |                  |
| 11           | Computers & Peripherals          | 12127418.00          | 21283602.00         | 0.00               | 33411020.00          | 4941069.00                | 5979299.00          | 0.00                      | 10920368.00               | 0.00                      | 10920368.00               | 22490652.00          |                  |
| 12           | Furniture, Fixtures & Fittings   | 77746177.00          | 29872099.00         | 0.00               | 107618276.00         | 7779529.00                | 2315808.00          | 0.00                      | 10095337.00               | 0.00                      | 10095337.00               | 97522939.00          |                  |
| 13           | Vehicles                         | 3230566.00           | 523780.00           | 0.00               | 3754346.00           | 484585.00                 | 39284.00            | 0.00                      | 523869.00                 | 0.00                      | 523869.00                 | 3230477.00           |                  |
| 14           | Lib. Books & Scientific Journals | 4034730.00           | 6058176.00          | 0.00               | 10092906.00          | 1613893.00                | 1315982.00          | 0.00                      | 2929875.00                | 0.00                      | 2929875.00                | 7163031.00           |                  |
| 15           | Documentary                      | 1728.00              | 0.00                | 0.00               | 1728.00              | 691.00                    | 0.00                | 0.00                      | 691.00                    | 0.00                      | 691.00                    | 1037.00              |                  |
| 16           | Small Value Assets               | 79.00                | 0.00                | 0.00               | 79.00                | 0.00                      | 0.00                | 0.00                      | 0.00                      | 0.00                      | 0.00                      | 79.00                |                  |
|              | <b>Total:</b>                    | <b>1371895997.00</b> | <b>144513090.00</b> | <b>8416841.00</b>  | <b>1507992246.00</b> | <b>125969998.00</b>       | <b>18866924.00</b>  | <b>0.00</b>               | <b>144836922.00</b>       | <b>0.00</b>               | <b>144836922.00</b>       | <b>1363155324.00</b> |                  |
| 17           | Capital Worth in Progress (B)    | 56043337.00          | 90524237.00         | 55312511.00        | 91255063.00          | 0.00                      | 0.00                | 0.00                      | 0.00                      | 0.00                      | 0.00                      | 91255063.00          |                  |
|              |                                  |                      |                     |                    |                      |                           |                     |                           |                           |                           |                           |                      |                  |
| Assets Heads |                                  | Net Block            |                     |                    |                      | Depreciation for the Year |                     |                           |                           | Net Block                 |                           |                      |                  |
| S.No         | As on 01-04-2016                 | Additions            |                     | Deductions         |                      | Closing Balance           | Dep Opening Balance | Depreciation on Additions |                           | Depreciation on deletions | Total Depreciation        | As on 31-03-2017     |                  |
|              |                                  | Total                | Total               | Total              | Total                |                           |                     |                           |                           |                           |                           |                      |                  |
| 1            | 0.00                             | 0.00                 | 0.00                | 0.00               | 0.00                 | 0.00                      | 0.00                | 0.00                      | 0.00                      | 0.00                      | 0.00                      | 0.00                 |                  |
| 2            | 203555.00                        | 0.00                 | 0.00                | 0.00               | 203555.00            | 81423.00                  | 0.00                | 0.00                      | 81423.00                  | 0.00                      | 81423.00                  | 122132.00            |                  |
| 3            | 0.00                             | 0.00                 | 0.00                | 0.00               | 0.00                 | 0.00                      | 0.00                | 0.00                      | 0.00                      | 0.00                      | 0.00                      | 0.00                 |                  |
|              | <b>Total</b>                     | <b>203555.00</b>     | <b>0.00</b>         | <b>0.00</b>        | <b>203555.00</b>     | <b>81423.00</b>           | <b>0.00</b>         | <b>0.00</b>               | <b>81423.00</b>           | <b>0.00</b>               | <b>81423.00</b>           | <b>122132.00</b>     |                  |
|              | <b>Grand Total</b>               | <b>1428142889.00</b> | <b>235037327.00</b> | <b>63729352.00</b> | <b>1599450864.00</b> | <b>126051421.00</b>       | <b>18866924.00</b>  | <b>0.00</b>               | <b>144918345.00</b>       | <b>0.00</b>               | <b>144918345.00</b>       | <b>1454532519.00</b> |                  |

MAULANA AZAD NATIONAL URDU UNIVERSITY :: HYDERABAD  
SCHEDULE 4A PLAN

| S.No  | Assets Heads  | Net Block            |                    |                     |                    | Amount in Rupees |                              |                                       |                                       | Net Block<br>As on<br>31-03-2018 |                       |                    |
|-------|---|----------------------|--------------------|---------------------|--------------------|------------------|------------------------------|---------------------------------------|---------------------------------------|----------------------------------|-----------------------|--------------------|
|       |   | As on 01-04-<br>2017 | Additions<br>Total | Deductions<br>Total | Closing Balance    | Rate<br>of Dep   | Dep on<br>Opening<br>Balance | Depreciation for the Year             |                                       |                                  | Total<br>Depreciation |                    |
|       |   |                      |                    |                     |                    |                  |                              | Depreciation on<br>Additions<br>Total | Depreciation on<br>deletions<br>Total |                                  |                       |                    |
| 1     | Land  |                      |                    |                     |                    |                  |                              |                                       |                                       |                                  |                       |                    |
| a     | Free Hold Land  | 977104.00            | 0.00               | 0.00                | 977104.00          | 0                | 0.00                         | 0.00                                  | 0.00                                  | 0.00                             | 0.00                  | 977104.00          |
| b     | Leased Land   | 3017319.00           | 0.00               | 0.00                | 3017319.00         | 0                | 131608.00                    | 0.00                                  | 0.00                                  | 0.00                             | 131608.00             | 2885711.00         |
|       | <b>Total</b>  | <b>3994423.00</b>    | <b>0.00</b>        | <b>0.00</b>         | <b>3994423.00</b>  |                  | <b>131608.00</b>             | <b>0.00</b>                           | <b>0.00</b>                           | <b>0.00</b>                      | <b>131608.00</b>      | <b>3862815.00</b>  |
| 2     | Site Development  |                      |                    |                     |                    |                  |                              |                                       |                                       |                                  |                       |                    |
| a     | Kutchal Road  | 811365.00            | 0.00               | 0.00                | 811365.00          | 10               | 81137.00                     | 0.00                                  | 0.00                                  | 0.00                             | 81137.00              | 730228.00          |
| b     | Horticulture and Gardening                                      | 3628189.00           | 0.00               | 0.00                | 3628189.00         | 10               | 362819.00                    | 0.00                                  | 0.00                                  | 0.00                             | 362819.00             | 3265370.00         |
| c     | Sports Ground   | 1470213.00           | 397408.00          | 0.00                | 1867621.00         | 10               | 147021.00                    | 27041.00                              | 0.00                                  | 0.00                             | 174062.00             | 1693559.00         |
| d     | Chain link facility of Sports complex                           | 1857576.00           | 0.00               | 0.00                | 1857576.00         | 10               | 185758.00                    | 0.00                                  | 0.00                                  | 0.00                             | 185758.00             | 1671818.00         |
| e     | Winding of Sports ground gate                                   | 1725200.00           | 0.00               | 0.00                | 1725200.00         | 10               | 172520.00                    | 0.00                                  | 0.00                                  | 0.00                             | 172520.00             | 1552680.00         |
| f     | Children Play ground  | 2556279.00           | 0.00               | 0.00                | 2556279.00         | 10               | 255628.00                    | 0.00                                  | 0.00                                  | 0.00                             | 255628.00             | 2300651.00         |
| g     | Horticulture works  | 1404394.00           | 0.00               | 0.00                | 1404394.00         | 10               | 140439.00                    | 0.00                                  | 0.00                                  | 0.00                             | 140439.00             | 1263955.00         |
| h     | Construction of KIOSK near Boys Hostel-II and development of    | 0.00                 | 586839.00          | 0.00                | 586839.00          | 10               | 0.00                         | 56460.00                              | 0.00                                  | 0.00                             | 56460.00              | 530379.00          |
|       | <b>Total</b>  | <b>13453216.00</b>   | <b>984247.00</b>   | <b>0.00</b>         | <b>14437463.00</b> |                  | <b>1345322.00</b>            | <b>83501.00</b>                       | <b>0.00</b>                           | <b>0.00</b>                      | <b>1428823.00</b>     | <b>13008640.00</b> |
| 3 (i) | Buildings on Freehold Land                                      |                      |                    |                     |                    |                  |                              |                                       |                                       |                                  |                       |                    |
| a     | Office Buildings  | 506523675.00         | 0.00               | 0.00                | 506523675.00       | 10               | 50652368.00                  | 0                                     | 0.00                                  | 0.00                             | 50652368.00           | 455871307.00       |
| b     | Non Office Building   | 127548724.00         | 0.00               | 0.00                | 127548724.00       | 5                | 6377436.00                   | 0.00                                  | 0.00                                  | 0.00                             | 6377436.00            | 121171288.00       |
| c     | Compound wall RC Bangalore                                      | 206907.00            | 0.00               | 0.00                | 206907.00          | 10               | 20691.00                     | 0.00                                  | 0.00                                  | 0.00                             | 20691.00              | 186216.00          |
| d     | Compoundwall HQ   | 5586209.00           | 0.00               | 0.00                | 5586209.00         | 10               | 558621.00                    | 0.00                                  | 0.00                                  | 0.00                             | 558621.00             | 5027588.00         |
| e     | Compound wall in new  | 1479196.00           | 0.00               | 0.00                | 1479196.00         | 10               | 147920.00                    | 0.00                                  | 0.00                                  | 0.00                             | 147920.00             | 1331276.00         |
| f     | Parking Sheds at Administration building and Information Center | 4167693.00           | 0.00               | 0.00                | 4167693.00         | 10               | 416769.00                    | 0.00                                  | 0.00                                  | 0.00                             | 416769.00             | 3750924.00         |
| g     | Compound Wall At Sambhal  | 16660479.00          | 0.00               | 0.00                | 16660479.00        | 10               | 1666048.00                   | 0.00                                  | 0.00                                  | 0.00                             | 1666048.00            | 14994431.00        |
| h     | Aluminium Partitions at different buildings                     | 361206.00            | 0.00               | 0.00                | 361206.00          | 10               | 36121.00                     | 0.00                                  | 0.00                                  | 0.00                             | 36121.00              | 325085.00          |
| i     | Compound wall in old Boys Hostels                               | 1047354.00           | 0.00               | 0.00                | 1047354.00         | 10               | 104735.00                    | 0.00                                  | 0.00                                  | 0.00                             | 104735.00             | 942619.00          |
| j     | Boys Hostel III   | 60030004.00          | 328606.00          | 4030255.00          | 56328355.00        | 10               | 5599974.00                   | 32859.00                              | 0.00                                  | 0.00                             | 5632833.00            | 50695522.00        |
| k     | New Girls Hostel  | 76792105.00          | 2370209.00         | 0.00                | 79162314.00        | 10               | 7679211.00                   | 237021.00                             | 0.00                                  | 0.00                             | 7916232.00            | 71246082.00        |

MAULANA AZAD NATIONAL URDU UNIVERSITY :: HYDERABAD  
SCHEDULE 4A PLAN

| S.No | Assets Heads                                  | Net Block        |                    |                     |                 | Amount in Rupees |                        |                                    |                                    |                    |                               |
|------|---|------------------|--------------------|---------------------|-----------------|------------------|------------------------|------------------------------------|------------------------------------|--------------------|-------------------------------|
|      |   | As on 01-04-2017 | Additions<br>Total | Deductions<br>Total | Closing Balance | Rate of Dep      | Dep on Opening Balance | Depreciation for the Year          |                                    | Total Depreciation | Net Block<br>As on 31-03-2018 |
|      |   |                  |                    |                     |                 |                  |                        | Depreciation on Additions<br>Total | Depreciation on deletions<br>Total |                    |                               |
| l    | Horizontal extension of health centre         | 6227782.00       | 0.00               | 0.00                | 6227782.00      | 10               | 622778.00              | 0.00                               | 0.00                               | 622778.00          | 5605004.00                    |
| m    | Horizontal extension of Guest House           | 9346960.00       | 0.00               | 0.00                | 9346960.00      | 10               | 934696.00              | 0.00                               | 0.00                               | 934696.00          | 8412264.00                    |
| n    | Computer Centre and digital resource centre   | 44132040.00      | 0.00               | 0.00                | 44132040.00     | 10               | 4413204.00             | 0.00                               | 0.00                               | 4413204.00         | 39718836.00                   |
| o    | Additional Substation                         | 6577248.00       | 1859441.00         | 0.00                | 8436689.00      | 10               | 657725.00              | 185944.00                          | 0.00                               | 843669.00          | 7593020.00                    |
| p    | BSNL works                                    | 90710.00         | 0.00               | 0.00                | 90710.00        | 10               | 9071.00                | 0.00                               | 0.00                               | 9071.00            | 81639.00                      |
| q    | Extension of old boys hostel dining hall      | 1205583.00       | 0.00               | 0.00                | 1205583.00      | 10               | 120558.00              | 0.00                               | 0.00                               | 120558.00          | 1085025.00                    |
| r    | Aluminium Partitions at Boys Hostels          | 774823.00        | 0.00               | 0.00                | 774823.00       | 10               | 77482.00               | 0.00                               | 0.00                               | 77482.00           | 697341.00                     |
| s    | Aluminium Partitions at SASS & CULLC          | 880200.00        | 0.00               | 880200.00           | 0.00            | 10               | 0.00                   | 0.00                               | 0.00                               | 0.00               | 0.00                          |
| t    | Aluminium Partition at Admn Building          | 893700.00        | 0.00               | 893700.00           | 0.00            | 10               | 0.00                   | 0.00                               | 0.00                               | 0.00               | 0.00                          |
| u    | Visitors Shed at Girls Hostel                 | 906024.00        | 0.00               | 0.00                | 906024.00       | 10               | 90602.00               | 0.00                               | 0.00                               | 90602.00           | 815422.00                     |
| v    | Flooring at PVC Chamber                       | 158076.00        | 0.00               | 0.00                | 158076.00       | 10               | 15808.00               | 0.00                               | 0.00                               | 15808.00           | 142268.00                     |
| w    | Horizontal Extension of VIP Guest House       | 17565421.00      | 0.00               | 900000.00           | 16665421.00     | 10               | 1666542.00             | 0.00                               | 0.00                               | 1666542.00         | 14998879.00                   |
| x    | Vertical Extension of Lecture Hall Complex    | 20734235.00      | 0.00               | 0.00                | 20734235.00     | 10               | 2073424.00             | 0.00                               | 0.00                               | 2073424.00         | 18660811.00                   |
| y    | Vertical Extension of Digital Resource Center | 9151702.00       | 0.00               | 0.00                | 9151702.00      | 10               | 915170.00              | 0.00                               | 0.00                               | 915170.00          | 8236532.00                    |
| z    | Compound Wall at Bhopal                       | 8429456.00       | 0.00               | 0.00                | 8429456.00      | 10               | 842946.00              | 0.00                               | 0.00                               | 842946.00          | 7586510.00                    |

MAULANA AZAD NATIONAL URDU UNIVERSITY :: HYDERABAD  
SCHEDULE 4A PLAN

| S.No | Assets Heads  | Amount in Rupees    |                    |                     |                     |             |                           |                                    |                                    |                    |                     |           |
|------|---|---------------------|--------------------|---------------------|---------------------|-------------|---------------------------|------------------------------------|------------------------------------|--------------------|---------------------|-----------|
|      |   | Net Block           |                    |                     |                     |             | Depreciation for the Year |                                    |                                    |                    |                     | Net Block |
|      |   | As on 01-04-2017    | Additions<br>Total | Deductions<br>Total | Closing Balance     | Rate of Dep | Dep on Opening Balance    | Depreciation on Additions<br>Total | Depreciation on deletions<br>Total | Total Depreciation | As on 31-03-2018    |           |
| aa   | Providing Kota stone flooring, shelves, plinth protection and interlocking pavers near UGC-HRD Guest House          | 0.00                | 329669.00          | 0.00                | 329669.00           | 10          | 0.00                      | 32967.00                           | 0.00                               | 32967.00           | 296702.00           |           |
| ab   | Construction of fencing works near Girls Hostel-I & II along with Guard House for residential area and garbage bins | 0.00                | 1112002.00         | 0.00                | 1112002.00          | 10          | 0.00                      | 111200.00                          | 0.00                               | 111200.00          | 1000802.00          |           |
| ac   | Closing the opening in the library Building   | 0.00                | 29464.00           | 0.00                | 29464.00            | 10          | 0.00                      | 1473.00                            | 0.00                               | 1473.00            | 27991.00            |           |
| ad   | Ramp work in the Building at HQ Campus  | 0.00                | 196275.00          | 0.00                | 196275.00           | 10          | 0.00                      | 9814.00                            | 0.00                               | 9814.00            | 186461.00           |           |
| ae   | Construction of toilet at Library at Main Campus  | 0.00                | 244446.00          | 0.00                | 244446.00           | 10          | 0.00                      | 12222.00                           | 0.00                               | 12222.00           | 232224.00           |           |
| af   | Providing Carpet at CPDUMT Building   | 0.00                | 99060.00           | 0.00                | 99060.00            | 10          | 0.00                      | 4953.00                            | 0.00                               | 4953.00            | 94107.00            |           |
| ag   | Academic Block at Darbhanga   | 0.00                | 61250000.00        | 0.00                | 61250000.00         | 10          | 0.00                      | 6125000.00                         | 0.00                               | 6125000.00         | 55125000.00         |           |
| ah   | Vertical Extension of 2nd floor of School of education & training Building  | 0.00                | 409650.00          | 0.00                | 409650.00           | 10          | 0.00                      | 125947.00                          | 0.00                               | 125947.00          | 283703.00           |           |
| ai   | Vertical Extension of 2nd floor of School of languages, linguistics & indology Building                             | 0.00                | 357920.00          | 0.00                | 357920.00           | 10          | 0.00                      | 110043.00                          | 0.00                               | 110043.00          | 247877.00           |           |
| ak   | Vertical Extension of CPDUMT boys Hostel at MANJU Campus  | 0.00                | 2162238.00         | 0.00                | 2162238.00          | 10          | 0.00                      | 664780.00                          | 0.00                               | 664780.00          | 1497458.00          |           |
|      | <b>Total</b>  | <b>927477512.00</b> | <b>70748980.00</b> | <b>6704155.00</b>   | <b>991522337.00</b> |             | <b>85699900.00</b>        | <b>7654223.00</b>                  | <b>0.00</b>                        | <b>93354123.00</b> | <b>898168214.00</b> |           |

MAULANA AZAD NATIONAL URDU UNIVERSITY :: HYDERABAD  
SCHEDULE 4A PLAN

| S.No   | Assets Heads                                 | Amount in Rupees    |                    |                   |                      |              |                           |                           |                           |                    |                    |                     |  |  |  |
|--------|--|---------------------|--------------------|-------------------|----------------------|--------------|---------------------------|---------------------------|---------------------------|--------------------|--------------------|---------------------|--|--|--|
|        |  | Net Block           |                    |                   |                      |              | Depreciation for the Year |                           |                           |                    |                    | Net Block           |  |  |  |
|        |  | As on 01-04-2017    | Additions          | Deductions        | Closing Balance      | Rate of Dep  | Dep on Opening Balance    | Depreciation on Additions | Depreciation on deletions | Total Depreciation | As on 31-03-2018   |                     |  |  |  |
|        | Total  | Total               |                    |                   |                      | Total        | Total                     |                           |                           |                    |                    |                     |  |  |  |
| 3 (ii) | <b>Buildings on Leased Land</b>              |                     |                    |                   |                      |              |                           |                           |                           |                    |                    |                     |  |  |  |
| a      | Office Buildings                             | 15549034.00         | 0.00               | 0.00              | 15549034.00          | 10           | 1554903.00                | 0.00                      | 0.00                      | 0.00               | 1554903.00         | 13994131.00         |  |  |  |
| b      | Non Office Building                          | 12456256.00         | 0.00               | 0.00              | 12456256.00          | 5            | 622813.00                 | 0.00                      | 0.00                      | 0.00               | 622813.00          | 11833443.00         |  |  |  |
|        | <b>Total</b>                                 | <b>28005290.00</b>  | <b>0.00</b>        | <b>0.00</b>       | <b>28005290.00</b>   |              | <b>2177716.00</b>         | <b>0.00</b>               | <b>0.00</b>               | <b>0.00</b>        | <b>2177716.00</b>  | <b>25827574.00</b>  |  |  |  |
| 4      | <b>Roads &amp; Bridges</b>                   | <b>955482802.00</b> | <b>70748980.00</b> | <b>6704155.00</b> | <b>1019527627.00</b> |              | <b>87877616.00</b>        | <b>7654223.00</b>         |                           |                    | <b>95531839.00</b> | <b>923995788.00</b> |  |  |  |
| a      | Approach road to HRDC(ASC)                   | 370014.00           | 0.00               | 0.00              | 370014.00            | 10           | 37001.00                  | 0.00                      | 0.00                      | 0.00               | 37001.00           | 333013.00           |  |  |  |
| b      | Diversion channel near Admin Building        | 1277937.00          | 0.00               | 0.00              | 1277937.00           | 10           | 127794.00                 | 0.00                      | 0.00                      | 0.00               | 127794.00          | 1150143.00          |  |  |  |
| c      | Approach road to DRC building                | 9794102.00          | 0.00               | 0.00              | 9794102.00           | 10           | 979410.00                 | 0.00                      | 0.00                      | 0.00               | 979410.00          | 8814692.00          |  |  |  |
| d      | Approach Road to Boys Hostel III             | 4495233.00          | 0.00               | 0.00              | 4495233.00           | 10           | 449523.00                 | 0.00                      | 0.00                      | 0.00               | 449523.00          | 4045710.00          |  |  |  |
| e      | Pathway between old and New Girls Hostel     | 170107.00           | 0.00               | 0.00              | 170107.00            | 10           | 17011.00                  | 0.00                      | 0.00                      | 0.00               | 17011.00           | 153096.00           |  |  |  |
|        | <b>Total</b>                                 | <b>16107393.00</b>  | <b>0.00</b>        | <b>0.00</b>       | <b>16107393.00</b>   |              | <b>1610739.00</b>         | <b>0.00</b>               | <b>0.00</b>               | <b>0.00</b>        | <b>1610739.00</b>  | <b>14496654.00</b>  |  |  |  |
| 5      | <b>Tubewells &amp; Water Supply</b>          |                     |                    |                   |                      |              |                           |                           |                           |                    |                    |                     |  |  |  |
| a      | Overhead Tank                                | 4456276.00          | 0.00               | 0.00              | 4456276.00           | 10           | 445628.00                 | 0.00                      | 0.00                      | 0.00               | 445628.00          | 4010648.00          |  |  |  |
| b      | Water Supply, Sewerage & Drainage            | 2512298.00          | 0.00               | 0.00              | 2512298.00           | 10           | 251230.00                 | 0.00                      | 0.00                      | 0.00               | 251230.00          | 2261068.00          |  |  |  |
| c      | OHT and UG sump(New)                         | 11101772.00         | 0.00               | 0.00              | 11101772.00          | 10           | 1110177.00                | 0.00                      | 0.00                      | 0.00               | 1110177.00         | 9991595.00          |  |  |  |
| d      | Two borewells with pumps                     | 4507281.00          | 0.00               | 0.00              | 4507281.00           | 10           | 450728.00                 | 0.00                      | 0.00                      | 0.00               | 450728.00          | 4056553.00          |  |  |  |
| e      | Two borewells with pumps                     | 994573.00           | 0.00               | 0.00              | 994573.00            | 10           | 99457.00                  | 0.00                      | 0.00                      | 0.00               | 99457.00           | 895116.00           |  |  |  |
| f      | Water Connection at MS Hyd                   | 2492415.00          | 0.00               | 0.00              | 2492415.00           | 10           | 249242.00                 | 0.00                      | 0.00                      | 0.00               | 249242.00          | 2243173.00          |  |  |  |
| g      | Additional digging of bore well (1 No.)      | 0.00                | 574870.00          | 0.00              | 574870.00            | 10           | 0.00                      | 57487.00                  | 0.00                      | 0.00               | 57487.00           | 517383.00           |  |  |  |
|        | <b>Total</b>                                 | <b>26064615.00</b>  | <b>574870.00</b>   | <b>0.00</b>       | <b>26639485.00</b>   | <b>70.00</b> | <b>2606462.00</b>         | <b>57487.00</b>           | <b>0.00</b>               | <b>0.00</b>        | <b>2663949.00</b>  | <b>23975536.00</b>  |  |  |  |
| 6      | <b>Electrical Installation and equipment</b> |                     |                    |                   |                      |              |                           |                           |                           |                    |                    |                     |  |  |  |
| a      | Substation and HT Bulk Supply                | 8504619.00          | 0.00               | 1712686.00        | 6791933.00           | 10           | 679193.00                 | 0.00                      | 0.00                      | 0.00               | 679193.00          | 6112740.00          |  |  |  |
| b      | Street lights                                | 718887.00           | 0.00               | 0.00              | 718887.00            | 10           | 71889.00                  | 0.00                      | 0.00                      | 0.00               | 71889.00           | 646998.00           |  |  |  |
| c      | Electrical cabling                           | 4153571.00          | 4600.00            | 0.00              | 4158171.00           | 10           | 415357.00                 | 230.00                    | 0.00                      | 0.00               | 415587.00          | 3742584.00          |  |  |  |

MAULANA AZAD NATIONAL URDU UNIVERSITY :: HYDERABAD  
SCHEDULE 4A PLAN

| S.No | Assets Heads                                       | Net Block            |                    |                     |                    | Amount in Rupees |                              |                                       |                                       | Net Block<br>As on<br>31-03-2018 |                       |
|------|--|----------------------|--------------------|---------------------|--------------------|------------------|------------------------------|---------------------------------------|---------------------------------------|----------------------------------|-----------------------|
|      |  | As on 01-04-<br>2017 | Additions<br>Total | Deductions<br>Total | Closing Balance    | Rate<br>of Dep   | Dep on<br>Opening<br>Balance | Depreciation for the Year             |                                       |                                  | Total<br>Depreciation |
|      |  |                      |                    |                     |                    |                  |                              | Depreciation on<br>Additions<br>Total | Depreciation on<br>deletions<br>Total |                                  |                       |
| d    | Solar heaters                                      | 1574.00              | 0.00               | 0.00                | 1574.00            | 80               | 1259.00                      | 0.00                                  | 0.00                                  | 1259.00                          | 315.00                |
| e    | Street lights and High<br>Most light               | 3395089.00           | 0.00               | 0.00                | 3395089.00         | 10               | 3395089.00                   | 0.00                                  | 0.00                                  | 3395089.00                       | 3055580.00            |
| f    | UPS for School of<br>Education and Exam<br>Branch  | 508389.00            | 0.00               | 0.00                | 508389.00          | 10               | 508389.00                    | 0.00                                  | 0.00                                  | 508389.00                        | 457550.00             |
| g    | UPS for Other Dept.                                | 173298.00            | 355634.00          | 0.00                | 528932.00          | 10               | 17330.00                     | 17781.00                              | 0.00                                  | 35111.00                         | 493821.00             |
| h    | Upgradation of<br>Generator                        | 1712686.00           | 0.00               | 0.00                | 1712686.00         | 10               | 1712686.00                   | 0.00                                  | 0.00                                  | 1712686.00                       | 1541417.00            |
| i    | Upgradation of<br>Transformer                      | 464732.00            | 0.00               | 0.00                | 464732.00          | 10               | 46473.00                     | 0.00                                  | 0.00                                  | 46473.00                         | 418259.00             |
|      | <b>Total</b>                                       | <b>19632845.00</b>   | <b>360234.00</b>   | <b>1712686.00</b>   | <b>18280393.00</b> |                  | <b>1793118.00</b>            | <b>18011.00</b>                       | <b>0.00</b>                           | <b>1811129.00</b>                | <b>16469264.00</b>    |
| 7    | <b>Plant &amp; Machinery</b>                       |                      |                    |                     |                    |                  |                              |                                       |                                       |                                  |                       |
| a    | Generator  | 0.00                 | 0.00               | 0.00                | 0.00               | 80               | 0.00                         | 0.00                                  | 0.00                                  | 0.00                             | 0.00                  |
| b    | Lift   | 349848.00            | 0.00               | 0.00                | 349848.00          | 15               | 52477.00                     | 0.00                                  | 0.00                                  | 52477.00                         | 297371.00             |
|      | <b>Total</b>                                       | <b>349848.00</b>     | <b>0.00</b>        | <b>0.00</b>         | <b>349848.00</b>   |                  | <b>52477.00</b>              | <b>0.00</b>                           | <b>0.00</b>                           | <b>52477.00</b>                  | <b>297371.00</b>      |
| 8    | <b>Equipment</b>                                   |                      |                    |                     |                    |                  |                              |                                       |                                       |                                  |                       |
| a    | <b>Scientific and<br/>Laboratory<br/>Equipment</b> |                      |                    |                     |                    |                  |                              |                                       |                                       |                                  |                       |
| i    | 15% Dep  | 6236594.00           | 4854435.00         | 0.00                | 11091029.00        | 15               | 935489.00                    | 368047.00                             | 0.00                                  | 1303536.00                       | 9787493.00            |
| ii   | 80% Dep  | 1605.00              | 0.00               | 0.00                | 1605.00            | 80               | 1284.00                      | 0.00                                  | 0.00                                  | 1284.00                          | 321.00                |
|      | <b>Total</b>                                       | <b>6238199.00</b>    | <b>4854435.00</b>  | <b>0.00</b>         | <b>11092634.00</b> |                  | <b>936773.00</b>             | <b>368047.00</b>                      | <b>0.00</b>                           | <b>1304820.00</b>                | <b>9787814.00</b>     |
| b    | <b>Office Equipment</b>                            |                      |                    |                     |                    |                  |                              |                                       |                                       |                                  |                       |
| i    | General Equipment                                  | 25261653.00          | 4867619.00         | 0.00                | 30129272.00        | 15               | 3789248.00                   | 568012.00                             | 0.00                                  | 4357260.00                       | 25772012.00           |
| ii   | Kitchen Equipment                                  | 1506822.00           | 61360.00           | 0.00                | 1568182.00         | 15               | 226023.00                    | 9395.00                               | 0.00                                  | 235418.00                        | 1332764.00            |
| iii  | Audio Visual<br>Equipment (Media)                  | 1924865.00           | 0.00               | 0.00                | 1924865.00         | 15               | 288730.00                    | 0.00                                  | 0.00                                  | 288730.00                        | 1636135.00            |
| iv   | Sports Equipment                                   | 1591160.00           | 0.00               | 0.00                | 1591160.00         | 15               | 238674.00                    | 0.00                                  | 0.00                                  | 238674.00                        | 1352486.00            |
| v    | LCD Projectors                                     | 1462005.00           | 227087.00          | 0.00                | 1689092.00         | 15               | 219301.00                    | 17030.00                              | 0.00                                  | 236331.00                        | 1452761.00            |
| vi   | Photo Copiers                                      | 2021648.00           | 1243923.00         | 0.00                | 3265571.00         | 15               | 303247.00                    | 185744.00                             | 0.00                                  | 488991.00                        | 2776580.00            |
| vii  | CCTV System  | 147450.00            | 0.00               | 0.00                | 147450.00          | 15               | 22118.00                     | 0.00                                  | 0.00                                  | 22118.00                         | 125332.00             |
| viii | ID Card Printer                                    | 113735.00            | 0.00               | 0.00                | 113735.00          | 15               | 17060.00                     | 0.00                                  | 0.00                                  | 17060.00                         | 96675.00              |
| ix   | EPABX  | 2481749.00           | 0.00               | 0.00                | 2481749.00         | 15               | 372262.00                    | 0.00                                  | 0.00                                  | 372262.00                        | 2109487.00            |
| x    | Public Address<br>System                           | 269299.00            | 0.00               | 0.00                | 269299.00          | 15               | 40395.00                     | 0.00                                  | 0.00                                  | 40395.00                         | 228904.00             |
| xi   | UV RO System                                       | 441209.00            | 80600.00           | 0.00                | 521809.00          | 15               | 66181.00                     | 6045.00                               | 0.00                                  | 72226.00                         | 449583.00             |
|      | <b>Total</b>                                       | <b>37221595.00</b>   | <b>6480589.00</b>  | <b>0.00</b>         | <b>43702184.00</b> |                  | <b>5583239.00</b>            | <b>786226.00</b>                      | <b>0.00</b>                           | <b>6369465.00</b>                | <b>37332719.00</b>    |
| 9    | Computers &<br>Peripherals                         | 6868354.00           | 14548583.00        | 0.00                | 21416937.00        | 40               | 2792392.00                   | 4488600.00                            | 0.00                                  | 7280992.00                       | 14135945.00           |
| 10   | LAN  | 3172594.00           | 0.00               | 0.00                | 3172594.00         | 40               | 1314088.00                   | 0.00                                  | 0.00                                  | 1314088.00                       | 1858506.00            |
|      | <b>Total</b>                                       | <b>10040948.00</b>   | <b>14548583.00</b> | <b>0.00</b>         | <b>24589531.00</b> |                  | <b>4106480.00</b>            | <b>4488600.00</b>                     | <b>0.00</b>                           | <b>8595080.00</b>                | <b>15994451.00</b>    |
| 11   | Furniture, Fixtures &<br>Fittings                  | 54297674.00          | 16100450.00        | 0.00                | 70398124.00        | 10               | 5429767.00                   | 1141962.00                            | 0.00                                  | 6571729.00                       | 63826395.00           |

MAULANA AZAD NATIONAL URDU UNIVERSITY :: HYDERABAD  
SCHEDULE 4A PLAN

| S.No | Assets Heads   | Amount in Rupees     |                     |                    |                           |             |                        |                           |                           |                     |                      |
|------|--|----------------------|---------------------|--------------------|---------------------------|-------------|------------------------|---------------------------|---------------------------|---------------------|----------------------|
|      |  | Net Block            |                     |                    | Depreciation for the Year |             |                        | Depreciation for the Year |                           | Net Block           |                      |
|      |  | As on 01-04-2017     | Additions           | Deductions         | Closing Balance           | Rate of Dep | Dep on Opening Balance | Depreciation on Additions | Depreciation on deletions | Total Depreciation  | As on 31-03-2018     |
|      | Total  | Total                |                     |                    | Total                     | Total       | Total                  | Total                     |                           |                     |                      |
| a    | Air Conditioners   | 1242184              | 3028237.00          | 0.00               | 4270421                   | 10          | 124218                 | 276370.00                 | 0                         | 400588              | 3869833              |
| b    | Air Coolers  | 631197.00            | 490145.00           | 0.00               | 1121342.00                | 10          | 63120                  | 51602.00                  | 0.00                      | 114722.00           | 1006620.00           |
| c    | Fans   | 36614.00             | 72050.00            | 0.00               | 108664.00                 | 10          | 3661                   | 6565.00                   | 0.00                      | 10226.00            | 98438.00             |
| d    | Fire Extinguisher  | 6308.00              | 0.00                | 0.00               | 6308.00                   | 10          | 631                    | 0.00                      | 0.00                      | 631.00              | 5677.00              |
| e    | Television Sets  | 1037317.00           | 0.00                | 0.00               | 1037317.00                | 10          | 103732                 | 0.00                      | 0.00                      | 103732.00           | 933585.00            |
| f    | Locks  | 31355.00             | 0.00                | 0.00               | 31355.00                  | 10          | 3136                   | 0.00                      | 0.00                      | 3136.00             | 28219.00             |
| g    | Water Coolers  | 421819.00            | 11800.00            | 0.00               | 433619.00                 | 10          | 42182                  | 1180.00                   | 0.00                      | 43362.00            | 390257.00            |
| h    | Water Purifiers  | 594192.00            | 754190.00           | 0.00               | 1348382.00                | 10          | 59419                  | 53095.00                  | 0.00                      | 112514.00           | 1235868.00           |
| i    | Public Address System  | 83443.00             | 0.00                | 0.00               | 83443.00                  | 10          | 8344                   | 0.00                      | 0.00                      | 8344.00             | 75099.00             |
| j    | Provision of Fans and Lights at Visitors Shed of Girls Hostel  | 204418.00            | 0.00                | 0.00               | 204418.00                 | 10          | 20442                  | 0.00                      | 0.00                      | 20442.00            | 183976.00            |
| j    | Fixing of 3D Stainless Steel letters at Main gate  | 363187.00            | 0.00                | 0.00               | 363187.00                 | 10          | 36319                  | 0.00                      | 0.00                      | 36319.00            | 326868.00            |
| k    | Establishment of language Lab at second Floor of School of Languages, Linguistics and Indology (providing 24 Nos. of computer work station tables) | 0.00                 | 202648.00           | 0.00               | 202648.00                 | 10          | 0                      | 20265.00                  | 0.00                      | 20265.00            | 182383.00            |
|      | <b>Total</b>   | <b>58949708.00</b>   | <b>20659520.00</b>  | <b>0.00</b>        | <b>79609228.00</b>        |             | <b>5894971.00</b>      | <b>1551039.00</b>         | <b>0.00</b>               | <b>7446010.00</b>   | <b>72163218.00</b>   |
| 12   | <b>Vehicles</b>  |                      |                     |                    |                           |             |                        |                           |                           |                     |                      |
| a    | Vehicles   | 325141.00            | 0.00                | 0.00               | 325141.00                 | 15          | 48771.00               | 0.00                      | 0.00                      | 48771.00            | 276370.00            |
| b    | Cycles   | 34343.00             | 0.00                | 0.00               | 34343.00                  | 15          | 5151.00                | 0.00                      | 0.00                      | 5151.00             | 29192.00             |
|      | <b>Total</b>   | <b>359484.00</b>     | <b>0.00</b>         | <b>0.00</b>        | <b>359484.00</b>          |             | <b>53922.00</b>        | <b>0.00</b>               | <b>0.00</b>               | <b>53922.00</b>     | <b>305562.00</b>     |
| 13   | <b>Lib, Books &amp; Scientific Journals</b>  | <b>2801449.00</b>    | <b>5029572.00</b>   | <b>0.00</b>        | <b>7831021.00</b>         | <b>40</b>   | <b>1120580.00</b>      | <b>1072196.00</b>         | <b>0.00</b>               | <b>2192776.00</b>   | <b>5638245.00</b>    |
| 14   | <b>Small Value Assets</b>  | <b>0.00</b>          | <b>0.00</b>         | <b>0.00</b>        | <b>0.00</b>               | <b>0</b>    | <b>0.00</b>            | <b>0.00</b>               | <b>0.00</b>               | <b>0.00</b>         | <b>0.00</b>          |
| 15   | <b>Documentary</b>   | <b>466.00</b>        | <b>0.00</b>         | <b>0.00</b>        | <b>466.00</b>             | <b>40</b>   | <b>186.00</b>          | <b>0.00</b>               | <b>0.00</b>               | <b>186.00</b>       | <b>280.00</b>        |
|      | <b>Total</b>   | <b>466.00</b>        | <b>0.00</b>         | <b>0.00</b>        | <b>466.00</b>             |             | <b>186.00</b>          | <b>0.00</b>               | <b>0.00</b>               | <b>186.00</b>       | <b>280.00</b>        |
|      | <b>Total A:</b>  | <b>1150696991.00</b> | <b>124241030.00</b> | <b>8416841.00</b>  | <b>1266521180.00</b>      |             | <b>113113493.00</b>    | <b>16079330.00</b>        | <b>0.00</b>               | <b>129192823.00</b> | <b>1137328357.00</b> |
| 16   | <b>Capital Work in Progress (B)</b>  | <b>56029206.00</b>   | <b>90524237.00</b>  | <b>55312511.00</b> | <b>91240932.00</b>        |             | <b>0.00</b>            | <b>0.00</b>               | <b>0.00</b>               | <b>0.00</b>         | <b>91240932.00</b>   |
|      | <b>Net Block</b>   |                      |                     |                    |                           |             |                        |                           |                           |                     |                      |
|      | <b>Depreciation for the Year</b>   |                      |                     |                    |                           |             |                        |                           |                           |                     |                      |
|      | <b>Net Block</b>   |                      |                     |                    |                           |             |                        |                           |                           |                     |                      |



MAULANA AZAD NATIONAL URDU UNIVERSITY :: HYDERABAD  
SCHEDULE 4A PLAN

| S.No | Assets Heads               | Amount in Rupees     |                     |                    |                      |             |                        |                           |                           |                     |                      |           |
|------|----------------------------|----------------------|---------------------|--------------------|----------------------|-------------|------------------------|---------------------------|---------------------------|---------------------|----------------------|-----------|
|      |                            | Net Block            |                     |                    |                      | Rate of Dep |                        |                           | Depreciation for the Year |                     |                      | Net Block |
|      |                            | As on 01-04-2017     | Additions           | Deductions         | Closing Balance      | Rate of Dep | Dep on Opening Balance | Depreciation on Additions | Depreciation on deletions | Total Depreciation  | As on 31-03-2018     |           |
|      | Total                      | Total                |                     |                    |                      | Total       | Total                  | Total                     |                           |                     |                      |           |
| 17   | Computer Software          | 201254.00            | 0.00                | 0.00               | 201254.00            | 40          | 80502.00               | 0.00                      | 0.00                      | 80502.00            | 120752.00            |           |
| 18   | E-Journals                 | 0.00                 | 0.00                | 0.00               | 0.00                 |             | 0.00                   | 0.00                      | 0.00                      | 0.00                | 0.00                 |           |
| 19   | Patents                    | 0.00                 | 0.00                | 0.00               | 0.00                 |             | 0.00                   | 0.00                      | 0.00                      | 0.00                | 0.00                 |           |
|      | <b>Total (C)</b>           | <b>201254.00</b>     | <b>0.00</b>         | <b>0.00</b>        | <b>201254.00</b>     |             | <b>80502.00</b>        | <b>0.00</b>               | <b>0.00</b>               | <b>80502.00</b>     | <b>120752.00</b>     |           |
|      | <b>Grand Total (A+B+C)</b> | <b>1206927451.00</b> | <b>214765267.00</b> | <b>63729352.00</b> | <b>1357963366.00</b> |             | <b>113193995.00</b>    | <b>16079330.00</b>        | <b>0.00</b>               | <b>129273325.00</b> | <b>1228690041.00</b> |           |

MAULANA AZAD NATIONAL URDU UNIVERSITY :: HYDERABAD

SCHEDULE 4B NON - PLAN

Amount in  
Rupees

| S.No | Assets Heads                          | Net Block         |             |             |                   | Rate of Dep  | Depreciation for the Year |                        |                           |                  | Net Block         |                    |                  |
|------|---------------------------------------|-------------------|-------------|-------------|-------------------|--------------|---------------------------|------------------------|---------------------------|------------------|-------------------|--------------------|------------------|
|      |                                       | As on 01-04-2017  | Additions   |             | Deductions        |              | Closing Balance           | Dep on Opening Balance | Depreciation on deletions |                  |                   | Total Depreciation | As on 31-03-2018 |
|      |                                       |                   | Total       | Total       |                   |              |                           |                        | Total                     | Total            |                   |                    |                  |
| 1    | Land                                  | 0.00              | 0.00        | 0.00        | 0.00              | 0.00         | 0.00                      | 0.00                   | 0.00                      | 0.00             | 0.00              | 0.00               |                  |
| 2    | Site Development                      | 0.00              | 0.00        | 0.00        | 0.00              | 0.00         | 0.00                      | 0.00                   | 0.00                      | 0.00             | 0.00              | 0.00               |                  |
| 3    | Buildings                             | 0.00              | 0.00        | 0.00        | 0.00              | 0.00         | 0.00                      | 0.00                   | 0.00                      | 0.00             | 0.00              | 0.00               |                  |
| 4    | Roads & Bridges                       | 0.00              | 0.00        | 0.00        | 0.00              | 0.00         | 0.00                      | 0.00                   | 0.00                      | 0.00             | 0.00              | 0.00               |                  |
| 5    | Tubewells & Water Supply              | 0.00              | 0.00        | 0.00        | 0.00              | 0.00         | 0.00                      | 0.00                   | 0.00                      | 0.00             | 0.00              | 0.00               |                  |
| 6    | Sewerage & Drainage                   | 0.00              | 0.00        | 0.00        | 0.00              | 0.00         | 0.00                      | 0.00                   | 0.00                      | 0.00             | 0.00              | 0.00               |                  |
| 7    | Electrical Installation and equipment | 0.00              | 0.00        | 0.00        | 0.00              | 0.00         | 0.00                      | 0.00                   | 0.00                      | 0.00             | 0.00              | 0.00               |                  |
| 8    | Plant & Machinery                     | 0.00              | 0.00        | 0.00        | 0.00              | 0.00         | 0.00                      | 0.00                   | 0.00                      | 0.00             | 0.00              | 0.00               |                  |
| 9    | Scientific & Laboratory Equipment     | 0.00              | 0.00        | 0.00        | 0.00              | 0.00         | 0.00                      | 0.00                   | 0.00                      | 0.00             | 0.00              | 0.00               |                  |
| 10   | Office Equipment                      | 225763.00         | 0.00        | 0.00        | 225763.00         | 15.00        | 33864.00                  | 0.00                   | 0.00                      | 33864.00         | 191899.00         | 0.00               |                  |
| 11   | Audio Visual Equipment                | 0.00              | 0.00        | 0.00        | 0.00              |              | 0.00                      | 0.00                   | 0.00                      | 0.00             | 0.00              | 0.00               |                  |
| 12   | Computers & Peripherals               | 0.00              | 0.00        | 0.00        | 0.00              | 40.00        | 0.00                      | 0.00                   | 0.00                      | 0.00             | 0.00              | 0.00               |                  |
| 13   | Furniture, Fixtures & Fittings        | 1504621.00        | 0.00        | 0.00        | 1504621.00        | 10.00        | 150462.00                 | 0.00                   | 0.00                      | 150462.00        | 1354159.00        | 0.00               |                  |
| 14   | Vehicles                              | 227864.00         | 0.00        | 0.00        | 227864.00         | 15.00        | 34180.00                  | 0.00                   | 0.00                      | 34180.00         | 193684.00         | 0.00               |                  |
| 15   | Lib. Books & Scientific Journals      | 0.00              | 0.00        | 0.00        | 0.00              | 0.00         | 0.00                      | 0.00                   | 0.00                      | 0.00             | 0.00              | 0.00               |                  |
| 16   | Small Value Assets                    | 0.00              | 0.00        | 0.00        | 0.00              | 0.00         | 0.00                      | 0.00                   | 0.00                      | 0.00             | 0.00              | 0.00               |                  |
|      | <b>Total A:</b>                       | <b>1958248.00</b> | <b>0.00</b> | <b>0.00</b> | <b>1958248.00</b> | <b>80.00</b> | <b>218506.00</b>          | <b>0.00</b>            | <b>0.00</b>               | <b>218506.00</b> | <b>1739742.00</b> | <b>0.00</b>        |                  |

MAULANA AZAD NATIONAL URDU UNIVERSITY :: HYDERABAD  
SCHEDULE 4B NON - PLAN

Amount in  
Rupees

| S.No | Assets Heads                 | Net Block        |           |       |            | Rate of Dep | Depreciation for the Year |                        |                           |       | Net Block |                    |
|------|------------------------------|------------------|-----------|-------|------------|-------------|---------------------------|------------------------|---------------------------|-------|-----------|--------------------|
|      |                              | As on 01-04-2017 | Additions |       | Deductions |             | Closing Balance           | Dep on Opening Balance | Depreciation on deletions |       |           | Total Depreciation |
|      |                              |                  | Total     | Total |            |             |                           |                        | Total                     | Total |           |                    |
| 17   | Capital Work In Progress (B) | 0                | 0         | 0     | 0          | 0           | 0                         | 0                      | 0                         | 0     | 0         | 0                  |

| S.No | Assets Heads         | Net Block         |             |             |                   | Rate of Dep      | Depreciation for the Year |                     |                           |                  | Net Block         |                    |
|------|----------------------|-------------------|-------------|-------------|-------------------|------------------|---------------------------|---------------------|---------------------------|------------------|-------------------|--------------------|
|      |                      | As on 01-04-2016  | Additions   |             | Deductions        |                  | Closing Balance           | Dep Opening Balance | Depreciation on deletions |                  |                   | Total Depreciation |
|      |                      |                   | Total       | Total       |                   |                  |                           |                     | Total                     | Total            |                   |                    |
| 18   | Computer Software    | 0.00              | 0.00        | 0.00        | 0.00              | 0.00             | 0.00                      | 0.00                | 0.00                      | 0.00             | 0.00              | 0.00               |
| 19   | E-Journals           | 0.00              | 0.00        | 0.00        | 0.00              | 0.00             | 0.00                      | 0.00                | 0.00                      | 0.00             | 0.00              | 0.00               |
| 20   | Patents              | 0.00              | 0.00        | 0.00        | 0.00              | 0.00             | 0.00                      | 0.00                | 0.00                      | 0.00             | 0.00              | 0.00               |
|      | <b>Total C:</b>      | <b>0.00</b>       | <b>0.00</b> | <b>0.00</b> | <b>0.00</b>       | <b>0.00</b>      | <b>0.00</b>               | <b>0.00</b>         | <b>0.00</b>               | <b>0.00</b>      | <b>0.00</b>       | <b>0.00</b>        |
|      | <b>Total (A+B+C)</b> | <b>1958248.00</b> | <b>0.00</b> | <b>0.00</b> | <b>1958248.00</b> | <b>218506.00</b> | <b>0.00</b>               | <b>0.00</b>         | <b>0.00</b>               | <b>218506.00</b> | <b>1739742.00</b> |                    |

**MAULANA AZAD NATIONAL URDU UNIVERSITY :: HYDERABAD**  
Assets Schedule-4D-Other Assets

Amount in Rupees

| S.No | Assets Heads                                 | Net Block           |                    |                     |                     | Depreciation for the Year |                              |                                       | Net Block                                |                       |                      |
|------|--|---------------------|--------------------|---------------------|---------------------|---------------------------|------------------------------|---------------------------------------|--|-----------------------|----------------------|
|      |  | As on 01-04-2017    | Additions<br>Total | Deductions<br>Total | Closing<br>Balance  | Rate<br>of<br>Dep         | Dep on<br>Opening<br>Balance | Depreciation<br>on Additions<br>Total | Depreciation<br>on<br>deletions<br>Total | Total<br>Depreciation | As on 31-<br>03-2018 |
|      |  |                     |                    |                     |                     |                           |                              |                                       |  |                       |                      |
|      | <b>Schedule 4D-<br/>Others</b>               |                     |                    |                     |                     |                           |                              |                                       |  |                       |                      |
| 1    | <b>Land</b>                                  |                     |                    |                     |                     |                           |                              |                                       |  |                       |                      |
| a    | Sachar                                       | 20000.00            | 0.00               | 0.00                | 20000.00            | 0                         | 0.00                         | 0.00                                  | 0.00                                     | 0.00                  | 20000.00             |
| b    | DDE  | 22325.00            | 0.00               | 0.00                | 22325.00            | 0                         | 0.00                         | 0.00                                  | 0.00                                     | 0.00                  | 22325.00             |
|      | <b>Total</b>                                 | <b>42325.00</b>     | <b>0.00</b>        | <b>0.00</b>         | <b>42325.00</b>     |                           | <b>0.00</b>                  | <b>0.00</b>                           | <b>0.00</b>                              | <b>0.00</b>           | <b>42325.00</b>      |
| 2    | Site Development                             | 0.00                | 0.00               | 0.00                | 0.00                |                           | 0.00                         | 0.00                                  | 0.00                                     | 0.00                  | 0.00                 |
| 3    | <b>Buildings</b>                             |                     |                    |                     |                     |                           |                              |                                       |  |                       |                      |
| a    | Coaching Academy                             | 34627500.00         | 14978.00           | 0.00                | 34642478.00         | 10                        | 3462750.00                   | 1498.00                               | 0.00                                     | 3464248.00            | 31178230.00          |
| b    | CDS  | 40025506.00         | 0.00               | 0.00                | 40025506.00         | 10                        | 4002551.00                   | 0.00                                  | 0.00                                     | 4002551.00            | 36022955.00          |
| c    |  |                     |                    |                     |                     |                           |                              |                                       |  |                       |                      |
| i    | Engineering workshop at MANUU Campus         | 51758683.00         | 0.00               | 0.00                | 51758683.00         | 10                        | 0.00                         | 0.00                                  | 0.00                                     | 0.00                  |                      |
| ii   | Vertical Extension of Polytechnic Hyd        | 57786837.00         | 0.00               | 0.00                | 57786837.00         | 10                        | 0.00                         | 0.00                                  | 0.00                                     | 0.00                  | 51758683.00          |
|      | <b>Total</b>                                 | <b>184198526.00</b> | <b>14978.00</b>    | <b>0.00</b>         | <b>184213504.00</b> |                           | <b>7465301.00</b>            | <b>1498.00</b>                        | <b>0.00</b>                              | <b>7466799.00</b>     | <b>176746705.00</b>  |
| 4    | Roads & Bridges                              | 0.00                | 0.00               | 0.00                | 0.00                | 0                         | 0.00                         | 0.00                                  | 0.00                                     | 0.00                  | 0.00                 |
| 5    | Tubewells & Water Supply                     | 0.00                | 0.00               | 0.00                | 0.00                | 0                         | 0.00                         | 0.00                                  | 0.00                                     | 0.00                  | 0.00                 |
| 6    | Sewerage & Drainage                          | 0.00                | 0.00               | 0.00                | 0.00                | 0                         | 0.00                         | 0.00                                  | 0.00                                     | 0.00                  | 0.00                 |
| 7    | <b>Electrical Installation and equipment</b> |                     |                    |                     |                     |                           |                              |                                       |  |                       |                      |
| a    | DDE electrical cabling                       | 57358.00            | 0.00               | 0.00                | 57358.00            | 10                        | 5736.00                      | 0.00                                  | 0.00                                     | 5736.00               | 51622.00             |
| b    | Sachar                                       | 1491210.00          | 16800.00           | 0.00                | 1508010.00          | 10                        | 149121.00                    | 840.00                                | 0.00                                     | 149961.00             | 1358049.00           |
| c    | Generator (Sachar)                           | 115708.00           | 0.00               | 0.00                | 115708.00           | 10                        | 11571.00                     | 0.00                                  | 0.00                                     | 11571.00              | 104137.00            |
|      | <b>Total</b>                                 | <b>1664276.00</b>   | <b>16800.00</b>    | <b>0.00</b>         | <b>1681076.00</b>   | <b>0</b>                  | <b>166428.00</b>             | <b>840.00</b>                         | <b>0.00</b>                              | <b>167268.00</b>      | <b>1513808.00</b>    |
| 8    | <b>Plant &amp; Machinery</b>                 |                     |                    |                     |                     |                           |                              |                                       |  |                       |                      |
| a    | Sachar                                       | 5331.00             | 24879.00           | 0.00                | 30210.00            | 10                        | 533.00                       | 1867.00                               | 0.00                                     | 2400.00               | 27810.00             |

**MAULANA AZAD NATIONAL URDU UNIVERSITY :: HYDERABAD**  
Assets Schedule-4D-Other Assets

| S.No | Assets Heads                      | Net Block          |                   |             |             | Amount in Rupees   |                 |                   |                        | Net Block<br>As on 31-03-2018 |                           |                           |  |  |  |  |
|------|-----------------------------------|--------------------|-------------------|-------------|-------------|--------------------|-----------------|-------------------|------------------------|-------------------------------|---------------------------|---------------------------|--|--|--|--|
|      |                                   | As on 01-04-2017   | Additions         |             | Deductions  |                    | Closing Balance | Rate of Dep       | Dep on Opening Balance |                               | Depreciation for the Year |                           |  |  |  |  |
|      |                                   |                    | Total             | Total       | Total       | Total              |                 |                   |                        |                               | Depreciation on Additions | Depreciation on deletions |  |  |  |  |
| 9    | <b>Equipment</b>                  |                    |                   |             |             |                    |                 |                   |                        |                               |                           |                           |  |  |  |  |
| a    | Scientific & Laboratory Equipment |                    |                   |             |             |                    |                 |                   |                        |                               |                           |                           |  |  |  |  |
| i    | Sachar                            |                    |                   |             |             |                    |                 |                   |                        |                               |                           |                           |  |  |  |  |
| 1    | 15% Dep                           | 1570085.00         | 77758.00          | 0.00        | 0.00        | 1647843.00         | 15              | 235513.00         | 14609.00               | 0.00                          | 250122.00                 | 1397721.00                |  |  |  |  |
| 2    | 30% Dep                           | 227949.00          | 0.00              | 0.00        | 0.00        | 227949.00          | 30              | 68385.00          | 0.00                   | 0.00                          | 68385.00                  | 159564.00                 |  |  |  |  |
| 3    | 80% Dep                           | 2209.00            | 0.00              | 0.00        | 0.00        | 2209.00            | 80              | 1767.00           | 0.00                   | 0.00                          | 1767.00                   | 442.00                    |  |  |  |  |
|      | <b>Total</b>                      | <b>1800243.00</b>  | <b>77758.00</b>   | <b>0.00</b> | <b>0.00</b> | <b>1878001.00</b>  |                 | <b>305665.00</b>  | <b>14609.00</b>        | <b>0.00</b>                   | <b>320274.00</b>          | <b>1557727.00</b>         |  |  |  |  |
| b    | <b>Office Equipment</b>           |                    |                   |             |             |                    |                 |                   |                        |                               |                           |                           |  |  |  |  |
| i    | HRDC(ASC)                         | 135319.00          | 49350.00          | 0.00        | 0.00        | 184669.00          | 15              | 20298.00          | 3701.00                | 0.00                          | 23999.00                  | 160670.00                 |  |  |  |  |
| ii   | CPDUMT                            | 49256.00           | 0.00              | 0.00        | 0.00        | 49256.00           | 15              | 7388.00           | 0.00                   | 0.00                          | 7388.00                   | 41868.00                  |  |  |  |  |
| iii  | DDE                               | 3287595.00         | 93150.00          | 0.00        | 0.00        | 3380745.00         | 15              | 493139.00         | 10353.00               | 0.00                          | 503492.00                 | 2877253.00                |  |  |  |  |
| iv   | Sachar                            | 2747287.00         | 2495163.00        | 0.00        | 0.00        | 5242450.00         | 15              | 412093.00         | 216188.00              | 0.00                          | 628281.00                 | 4614169.00                |  |  |  |  |
| v    | OBC                               | 58936.00           | 0.00              | 0.00        | 0.00        | 58936.00           | 15              | 8840.00           | 0.00                   | 0.00                          | 8840.00                   | 50096.00                  |  |  |  |  |
| vi   | RCA                               | 327228.00          | 0.00              | 0.00        | 0.00        | 327228.00          | 15              | 49084.00          | 0.00                   | 0.00                          | 49084.00                  | 278144.00                 |  |  |  |  |
| vii  | MAK Chair                         | 76057.00           | 0.00              | 0.00        | 0.00        | 76057.00           | 15              | 11409.00          | 0.00                   | 0.00                          | 11409.00                  | 64648.00                  |  |  |  |  |
| viii | CDS                               | 49131.00           | 0.00              | 0.00        | 0.00        | 49131.00           | 15              | 7370.00           | 0.00                   | 0.00                          | 7370.00                   | 41761.00                  |  |  |  |  |
| ix   | CCMES                             | 147448.00          | 0.00              | 0.00        | 0.00        | 147448.00          | 15              | 22117.00          | 0.00                   | 0.00                          | 22117.00                  | 125331.00                 |  |  |  |  |
| xi   | RCCM                              | 155960.00          | 0.00              | 0.00        | 0.00        | 155960.00          | 15              | 23394.00          | 0.00                   | 0.00                          | 23394.00                  | 132566.00                 |  |  |  |  |
| xii  | UGC.NET                           | 149252.00          | 0.00              | 0.00        | 0.00        | 149252.00          | 15              | 22388.00          | 0.00                   | 0.00                          | 22388.00                  | 126864.00                 |  |  |  |  |
| xiii | CWS                               | 55499.00           | 0.00              | 0.00        | 0.00        | 55499.00           | 15              | 8325.00           | 0.00                   | 0.00                          | 8325.00                   | 47174.00                  |  |  |  |  |
| xiv  | Other EMF Funds                   | 744404.00          | 0.00              | 0.00        | 0.00        | 744404.00          | 15              | 111661.00         | 0.00                   | 0.00                          | 111661.00                 | 632743.00                 |  |  |  |  |
|      | <b>Total</b>                      | <b>7983372.00</b>  | <b>2637663.00</b> | <b>0.00</b> | <b>0.00</b> | <b>10621035.00</b> |                 | <b>1197506.00</b> | <b>230242.00</b>       | <b>0.00</b>                   | <b>1427748.00</b>         | <b>9193287.00</b>         |  |  |  |  |
| c    | <b>Sports Equipment</b>           |                    |                   |             |             |                    |                 |                   |                        |                               |                           |                           |  |  |  |  |
| i    | OBC                               | 189292.00          | 0.00              | 0.00        | 0.00        | 189292.00          | 15              | 28394.00          | 0.00                   | 0.00                          | 28394.00                  | 160898.00                 |  |  |  |  |
| ii   | Sachar                            | 90658.00           | 0.00              | 0.00        | 0.00        | 90658.00           | 15              | 13599.00          | 0.00                   | 0.00                          | 13599.00                  | 77059.00                  |  |  |  |  |
| iii  | RCA                               | 10577.00           | 0.00              | 0.00        | 0.00        | 10577.00           | 15              | 1587.00           | 0.00                   | 0.00                          | 1587.00                   | 8990.00                   |  |  |  |  |
|      | <b>Total</b>                      | <b>290527.00</b>   | <b>0.00</b>       | <b>0.00</b> | <b>0.00</b> | <b>290527.00</b>   |                 | <b>43580.00</b>   | <b>0.00</b>            | <b>0.00</b>                   | <b>43580.00</b>           | <b>246947.00</b>          |  |  |  |  |
| d    | Audio Visual Equipment (Media)    | 0.00               | 0.00              | 0.00        | 0.00        | 0.00               | 0               | 0.00              | 0.00                   | 0.00                          | 0.00                      | 0.00                      |  |  |  |  |
|      | <b>Equipment Total</b>            | <b>10074142.00</b> | <b>2715421.00</b> | <b>0.00</b> | <b>0.00</b> | <b>12789563.00</b> |                 | <b>1546751.00</b> | <b>244851.00</b>       | <b>0.00</b>                   | <b>1791602.00</b>         | <b>10997961.00</b>        |  |  |  |  |

**MAULANA AZAD NATIONAL URDU UNIVERSITY :: HYDERABAD**  
Assets Schedule-4D-Other Assets

| S.No | Assets Heads                              | Net Block          |                   |             |                    | Rate of Dep | Depreciation for the Year |                           |                           | Total Depreciation | Net Block As on 31-03-2018 |       |
|------|---|--------------------|-------------------|-------------|--------------------|-------------|---------------------------|---------------------------|---------------------------|--------------------|----------------------------|-------|
|      |   | As on 01-04-2017   | Additions         |             | Deductions         |             | Dep on Opening Balance    | Depreciation on Additions | Depricatio n on deletions |                    |                            |       |
|      |   |                    | Total             | Total       | Total              |             |                           |                           |                           |                    |                            | Total |
| 10   | <b>Computers &amp; Peripherals</b>        |                    |                   |             |                    |             |                           |                           |                           |                    |                            |       |
| a    | DDE                                       | 284264.00          | 77107.00          | 0.00        | 361371.00          | 40          | 113706.00                 | 15421.00                  | 0.00                      | 129127.00          | 232244.00                  |       |
| b    | OBC                                       | 1220.00            | 0.00              | 0.00        | 1220.00            | 40          | 488.00                    | 0.00                      | 0.00                      | 488.00             | 732.00                     |       |
| c    | Sachar                                    | 1346019.00         | 6087269.00        | 0.00        | 7433288.00         | 40          | 538408.00                 | 1247021.00                | 0.00                      | 1785429.00         | 5647859.00                 |       |
| d    | HRDC(ASC)                                 | 121323.00          | 0.00              | 0.00        | 121323.00          | 40          | 48529.00                  | 0.00                      | 0.00                      | 48529.00           | 72794.00                   |       |
| e    | CPDUMT                                    | 79.00              | 0.00              | 0.00        | 79.00              | 40          | 32.00                     | 0.00                      | 0.00                      | 32.00              | 47.00                      |       |
| f    | RCA                                       | 93157.00           | 8200.00           | 0.00        | 101357.00          | 40          | 37263.00                  | 3280.00                   | 0.00                      | 40543.00           | 60814.00                   |       |
| g    | MAK Chair                                 | 790.00             | 0.00              | 0.00        | 790.00             | 40          | 316.00                    | 0.00                      | 0.00                      | 316.00             | 474.00                     |       |
| h    | EMF                                       | 105242.00          | 0.00              | 0.00        | 105242.00          | 40          | 42097.00                  | 0.00                      | 0.00                      | 42097.00           | 63145.00                   |       |
| i    | LAN DDE                                   | 41.00              | 0.00              | 0.00        | 41.00              | 40          | 16.00                     | 0.00                      | 0.00                      | 16.00              | 25.00                      |       |
| j    | LAN Sachar                                | 1268.00            | 0.00              | 0.00        | 1268.00            | 40          | 507.00                    | 0.00                      | 0.00                      | 507.00             | 761.00                     |       |
| k    | Merged Scheme                             | 40000.00           | 0.00              | 0.00        | 40000.00           | 40          | 16000.00                  | 0.00                      | 0.00                      | 16000.00           | 24000.00                   |       |
| i    | CCMES                                     | 2660.00            | 108210.00         | 0.00        | 110870.00          | 40          | 1064.00                   | 43284.00                  | 0.00                      | 44348.00           | 66522.00                   |       |
| ii   | RCCM                                      | 3220.00            | 211617.00         | 0.00        | 214837.00          | 40          | 1288.00                   | 84647.00                  | 0.00                      | 85935.00           | 128902.00                  |       |
| iii  | UGC NET                                   | 46743.00           | 63770.00          | 0.00        | 110513.00          | 40          | 18697.00                  | 25508.00                  | 0.00                      | 44205.00           | 66308.00                   |       |
| iv   | CDS                                       | 40444.00           | 0.00              | 0.00        | 40444.00           | 40          | 16178.00                  | 0.00                      | 0.00                      | 16178.00           | 24266.00                   |       |
| v    | CWS                                       | 0.00               | 178846.00         | 0.00        | 178846.00          | 40          | 0.00                      | 71538.00                  | 0.00                      | 71538.00           | 107308.00                  |       |
|      | <b>Total</b>                              | <b>2086470.00</b>  | <b>6735019.00</b> | <b>0.00</b> | <b>8821489.00</b>  |             | <b>834589.00</b>          | <b>1490699.00</b>         | <b>0.00</b>               | <b>2325288.00</b>  | <b>6496201.00</b>          |       |
| 11   | <b>Furniture, Fixtures &amp; Fittings</b> |                    |                   |             |                    |             |                           |                           |                           |                    |                            |       |
| a    | Sachar                                    | 7077192.00         | 8729611.00        | 0.00        | 15806803.00        | 10          | 707719.00                 | 737031.00                 | 0.00                      | 1444750.00         | 14362053.00                |       |
| b    | HRDC(ASC)                                 | 1344183.00         | 224200.00         | 0.00        | 1568383.00         | 10          | 134418.00                 | 11210.00                  | 0.00                      | 145628.00          | 1422755.00                 |       |
| c    | DDE                                       | 3150425.00         | 250169.00         | 0.00        | 3400594.00         | 10          | 315043.00                 | 15281.00                  | 0.00                      | 330324.00          | 3070270.00                 |       |
| d    | OBC                                       | 1024865.00         | 0.00              | 0.00        | 1024865.00         | 10          | 102487.00                 | 0.00                      | 0.00                      | 102487.00          | 922378.00                  |       |
| e    | CPDUMT                                    | 426718.00          | 0.00              | 0.00        | 426718.00          | 10          | 42672.00                  | 0.00                      | 0.00                      | 42672.00           | 384046.00                  |       |
| f    | RCA                                       | 1857695.00         | 0.00              | 0.00        | 1857695.00         | 10          | 185770.00                 | 0.00                      | 0.00                      | 185770.00          | 1671925.00                 |       |
| g    | MAK Chair                                 | 223172.00          | 0.00              | 0.00        | 223172.00          | 10          | 22317.00                  | 0.00                      | 0.00                      | 22317.00           | 200855.00                  |       |
| h    | CDS                                       | 1264378.00         | 0.00              | 0.00        | 1264378.00         | 10          | 131348.00                 | 0.00                      | 0.00                      | 131348.00          | 1133030.00                 |       |
| i    | Other EMF                                 | 442834.00          | 0.00              | 0.00        | 442834.00          | 10          | 44283.00                  | 0.00                      | 0.00                      | 44283.00           | 398551.00                  |       |
| j    | CCMES                                     | 139090.00          | 8599.00           | 0.00        | 147679.00          | 10          | 13908.00                  | 1247.00                   | 0.00                      | 15155.00           | 132524.00                  |       |
| k    | RCCM                                      | 87475.00           | 0.00              | 0.00        | 87475.00           | 10          | 8748.00                   | 0.00                      | 0.00                      | 8748.00            | 78727.00                   |       |
| l    | UGC NET                                   | 187642.00          | 0.00              | 0.00        | 187642.00          | 10          | 18764.00                  | 0.00                      | 0.00                      | 18764.00           | 168878.00                  |       |
| m    | CWS                                       | 66189.00           | 0.00              | 0.00        | 66189.00           | 10          | 6619.00                   | 0.00                      | 0.00                      | 6619.00            | 59570.00                   |       |
|      | <b>Total</b>                              | <b>17291848.00</b> | <b>9212579.00</b> | <b>0.00</b> | <b>26504427.00</b> |             | <b>1734096.00</b>         | <b>764769.00</b>          | <b>0.00</b>               | <b>2498865.00</b>  | <b>24005562.00</b>         |       |
| 12   | <b>Vehicles</b>                           |                    |                   |             |                    |             |                           |                           |                           |                    |                            |       |
| a    | Vehicles                                  | 1679954.00         | 0.00              | 0.00        | 1679954.00         | 15          | 251993.00                 | 0.00                      | 0.00                      | 251993.00          | 1427961.00                 |       |

**MAULANA AZAD NATIONAL URDU UNIVERSITY :: HYDERABAD**  
Assets Schedule-4D-Other Assets

Amount in Rupees

| S.No      | Assets Heads                                | Net Block           |                    |             |                     | Rate of Dep        | Depreciation for the Year |                           |                    | Total Depreciation  | Net Block As on 31-03-2018 |                           |
|-----------|---|---------------------|--------------------|-------------|---------------------|--------------------|---------------------------|---------------------------|--------------------|---------------------|----------------------------|---------------------------|
|           |   | As on 01-04-2017    | Additions          | Deductions  | Closing Balance     |                    | Dep on Opening Balance    | Depreciation on Additions |                    |                     |                            | Depreciation on deletions |
|           |   |                     |                    |             |                     |                    |                           | Total                     | Total              |                     |                            |                           |
| b         | Cycles                                      | 0.00                | 0.00               | 0.00        | 0.00                | 0.00               | 0.00                      | 0.00                      | 0.00               | 0.00                | 0.00                       |                           |
| c         | DDE   | 961047.00           | 523780.00          | 0.00        | 1484827.00          | 144157.00          | 39284.00                  | 0.00                      | 183441.00          | 1301386.00          | 1301386.00                 |                           |
| d         | HRDC(ASC)                                   | 1140.00             | 0.00               | 0.00        | 1140.00             | 171.00             | 0.00                      | 0.00                      | 171.00             | 969.00              | 969.00                     |                           |
| e         | RCA   | 1077.00             | 0.00               | 0.00        | 1077.00             | 162.00             | 0.00                      | 0.00                      | 162.00             | 915.00              | 915.00                     |                           |
|           | <b>Total</b>                                | <b>2643218.00</b>   | <b>523780.00</b>   | <b>0.00</b> | <b>3166998.00</b>   | <b>396483.00</b>   | <b>39284.00</b>           | <b>0.00</b>               | <b>435767.00</b>   | <b>2731231.00</b>   | <b>2731231.00</b>          |                           |
| <b>13</b> | <b>Lib. Books &amp; Scientific Journals</b> |                     |                    |             |                     |                    |                           |                           |                    |                     |                            |                           |
| a         | DDE   | 33177.00            | 0.00               | 0.00        | 33177.00            | 13271.00           | 0.00                      | 0.00                      | 13271.00           | 19906.00            | 19906.00                   |                           |
| b         | Sachar                                      | 504907.00           | 909651.00          | 0.00        | 1414558.00          | 201963.00          | 181930.00                 | 0.00                      | 383893.00          | 1030665.00          | 1030665.00                 |                           |
| c         | OB  | 154.00              | 0.00               | 0.00        | 154.00              | 62.00              | 0.00                      | 0.00                      | 62.00              | 92.00               | 92.00                      |                           |
| d         | RCA   | 107928.00           | 0.00               | 0.00        | 107928.00           | 43171.00           | 0.00                      | 0.00                      | 43171.00           | 64757.00            | 64757.00                   |                           |
| e         | HRDC(ASC)                                   | 15099.00            | 0.00               | 0.00        | 15099.00            | 6040.00            | 0.00                      | 0.00                      | 6040.00            | 9059.00             | 9059.00                    |                           |
| f         | CPDUMT                                      | 93.00               | 0.00               | 0.00        | 93.00               | 37.00              | 0.00                      | 0.00                      | 37.00              | 56.00               | 56.00                      |                           |
| g         | CDS   | 381976.00           | 0.00               | 0.00        | 381976.00           | 152790.00          | 0.00                      | 0.00                      | 152790.00          | 229186.00           | 229186.00                  |                           |
| h         | Merged Scheme                               | 52574.00            | 118953.00          | 0.00        | 171527.00           | 21030.00           | 61856.00                  | 0.00                      | 82886.00           | 88641.00            | 88641.00                   |                           |
| i         | CWS   | 104653.00           | 0.00               | 0.00        | 104653.00           | 41861.00           | 0.00                      | 0.00                      | 41861.00           | 62792.00            | 62792.00                   |                           |
| j         | EMF   | 32720.00            | 0.00               | 0.00        | 32720.00            | 13088.00           | 0.00                      | 0.00                      | 13088.00           | 19632.00            | 19632.00                   |                           |
|           | <b>Total</b>                                | <b>1233281.00</b>   | <b>1028604.00</b>  | <b>0.00</b> | <b>2261885.00</b>   | <b>493313.00</b>   | <b>243786.00</b>          | <b>0.00</b>               | <b>737099.00</b>   | <b>1524786.00</b>   | <b>1524786.00</b>          |                           |
| <b>14</b> | <b>Documentary-DDE</b>                      | <b>1262.00</b>      | <b>0.00</b>        | <b>0.00</b> | <b>1262.00</b>      | <b>505.00</b>      | <b>0.00</b>               | <b>0.00</b>               | <b>505.00</b>      | <b>757.00</b>       | <b>757.00</b>              |                           |
| <b>15</b> | <b>Small Value Assets</b>                   | <b>79.00</b>        | <b>0.00</b>        | <b>0.00</b> | <b>79.00</b>        | <b>0.00</b>        | <b>0.00</b>               | <b>0.00</b>               | <b>0.00</b>        | <b>79.00</b>        | <b>79.00</b>               |                           |
|           | <b>Total:</b>                               | <b>219240758.00</b> | <b>20272060.00</b> | <b>0.00</b> | <b>239512818.00</b> | <b>12637999.00</b> | <b>2787594.00</b>         | <b>0.00</b>               | <b>15425593.00</b> | <b>224087225.00</b> | <b>224087225.00</b>        |                           |
| <b>16</b> | <b>Capital Worth in Progress (B)</b>        |                     |                    |             |                     |                    |                           |                           |                    |                     |                            |                           |
| a         | Sachar                                      | 14131.00            | 0.00               | 0.00        | 14131.00            | 0.00               | 0.00                      | 0.00                      | 0.00               | 14131.00            | 14131.00                   |                           |
|           | <b>Total</b>                                | <b>14131.00</b>     | <b>0.00</b>        | <b>0.00</b> | <b>14131.00</b>     | <b>0.00</b>        | <b>0.00</b>               | <b>0.00</b>               | <b>0.00</b>        | <b>14131.00</b>     | <b>14131.00</b>            |                           |
| S.No      | Assets Heads                                | Net Block           |                    |             |                     | Rate of Dep        | Depreciation for the Year |                           |                    | Total Depreciation  | Net Block As on 31-03-2017 |                           |
|           |   | As on 01-04-2016    | Additions          | Deductions  | Closing Balance     |                    | Dep Opening Balance       | Depreciation on Additions |                    |                     |                            | Depreciation on deletions |
|           |   |                     |                    |             |                     |                    |                           | Total                     | Total              |                     |                            |                           |

**MAULANA AZAD NATIONAL URDU UNIVERSITY :: HYDERABAD**  
Assets Schedule-4D-Other Assets

Amount in Rupees

| S.No                        | Assets Heads         | Net Block           |                    |             |                     | Rate of Dep | Depreciation for the Year |                           |             | Net Block          |                     |
|-----------------------------|----------------------|---------------------|--------------------|-------------|---------------------|-------------|---------------------------|---------------------------|-------------|--------------------|---------------------|
|                             |                      | As on 01-04-2017    | Additions          | Deductions  | Closing Balance     |             | Dep on Additions          | Depreciation on deletions | Total       | Total Depreciation | As on 31-03-2018    |
|                             |                      |                     | Total              | Total       |                     |             |                           |                           |             |                    |                     |
| <b>4C-INTANGIBLE ASSETS</b> |                      |                     |                    |             |                     |             |                           |                           |             |                    |                     |
| 1                           | Patents & Copyrights | 0.00                | 0.00               | 0.00        | 0.00                | 0.00        | 0.00                      | 0.00                      | 0.00        | 0.00               | 0.00                |
| 2                           | Computer Software    |                     |                    |             |                     |             |                           |                           |             |                    |                     |
| a                           | DDE                  | 674.00              | 0.00               | 0.00        | 674.00              | 40          | 270.00                    | 0.00                      | 0.00        | 270.00             | 404.00              |
| b                           | OBC                  | 1317.00             | 0.00               | 0.00        | 1317.00             | 40          | 527.00                    | 0.00                      | 0.00        | 527.00             | 790.00              |
| c                           | EMF                  | 310.00              | 0.00               | 0.00        | 310.00              | 40          | 124.00                    | 0.00                      | 0.00        | 124.00             | 186.00              |
| 3                           | E - Journals         | 0.00                | 0.00               | 0.00        | 0.00                |             | 0.00                      | 0.00                      | 0.00        | 0.00               | 0.00                |
|                             | <b>Total</b>         | <b>2301.00</b>      | <b>0.00</b>        | <b>0.00</b> | <b>2301.00</b>      |             | <b>921.00</b>             | <b>0.00</b>               | <b>0.00</b> | <b>921.00</b>      | <b>1380.00</b>      |
|                             | <b>Grand Total</b>   | <b>219257190.00</b> | <b>20272060.00</b> | <b>0.00</b> | <b>239529250.00</b> |             | <b>12638920.00</b>        | <b>2787594.00</b>         | <b>0.00</b> | <b>15426514.00</b> | <b>224102736.00</b> |



MAULANA AZAD NATIONAL URDU UNIVERSITY :: HYDERABAD

SCHEDULE 5 : INVESTMENTS FROM EARMARKED/ENDOWMENT FUNDS

Amount in Rupees

| S. No.       | Particulars                      | Current Year           | Previous Year          |
|--------------|----------------------------------|------------------------|------------------------|
| 1            | In Central Government Securities | -                      | -                      |
| 2            | In State Government Securities   | -                      | -                      |
| 3            | Other approved Securities        | -                      | -                      |
| 4            | Shares                           | -                      | -                      |
| 5            | Debentures and Bonds             | -                      | -                      |
| 6            | Term Deposits with Banks         | 31,65,11,460.00        | 21,65,11,460.00        |
| 7            | Others (to be specified)         | -                      | -                      |
| <b>Total</b> |                                  | <b>31,65,11,460.00</b> | <b>21,65,11,460.00</b> |

MAULANA AZAD NATIONAL URDU UNIVERSITY :: HYDERABAD

**SCHEDULE 5 (A) INVESTMENTS FROM  
EARMARKED/ENDOWMENT FUNDS (FUND WISE)**

| Amount in Rupees |                            |                     |                     |
|------------------|----------------------------|---------------------|---------------------|
| Sl. No.          | Funds                      | Current Year        | Previous Year       |
| 1                | Sachar                     | 29,11,91,279.00     | 19,11,91,279.00     |
| 2                | Centre for Deccan Studies  | -                   | -                   |
| 3                | Coaching Academy           | -                   | -                   |
| 4                | OBC Grant                  | -                   | -                   |
| 5                | Schemes                    | 2,50,00,000.00      | 2,50,00,000.00      |
| 6                | Endowment Fund Investments | 3,20,181.00         | 3,20,181.00         |
| 7                | Others                     | -                   | -                   |
|                  | <b>Total</b>               | <b>316511460.00</b> | <b>216511460.00</b> |

**MAULANA AZAD NATIONAL URDU UNIVERSITY :: HYDERABAD**  
**SCHEDULE 6 - INVESTMENTS - OTHERS**

Amount in Rupees

| S.No.        | Particulars                      | CURRENT YEAR | PREVIOUS YEAR |
|--------------|----------------------------------|--------------|---------------|
| 1            | In Central Government Securities | -            | -             |
| 2            | In State Government Securities   | -            | -             |
| 3            | Other approved Securities        | -            | -             |
| 4            | Shares                           | -            | -             |
| 5            | Debentures and Bonds             | -            | -             |
| 6            | Term Deposits with Banks         | -            | -             |
| 7            | Others (to be specified)         | -            | -             |
| <b>TOTAL</b> |                                  | -            | -             |

**MAULANA AZAD NATIONAL URDU UNIVERSITY :: HYDERABAD**

SCHEDULE 7-CURRENT ASSETS

Amount in Rupees

| Sl.No | Particulars   | Current Year        | Previous Year       |
|-------|---|---------------------|---------------------|
| 1     | <b>Stock:</b>                                       |                     |                     |
| a     | Stores and Spares                                   | 7,09,139.00         | 4,89,361.00         |
| b     | Loose Tools   | -                   | -                   |
| c     | Publications  | 3,57,108.00         | -                   |
| d     | Laboratory chemicals, consumables and glass ware    | -                   | -                   |
| e     | Building Material                                   | -                   | -                   |
| f     | Electrical Material                                 | -                   | -                   |
| g     | Stationery  | -                   | -                   |
| h     | Water supply material                               | -                   | -                   |
| 2     | <b>Sundry Debtors:</b>                              |                     |                     |
| a     | Debts Outstanding for a period exceeding six months | -                   | -                   |
| b     | Others  | -                   | -                   |
| 3     | <b>Cash and Bank Balances</b>                       |                     |                     |
| a     | Cash on Hand  | 25,14,248.00        | 23,35,790.00        |
| 2     | <b>Balances with Scheduled Banks:</b>               |                     |                     |
| b     | - In Current Accounts                               | 1,24,01,096.44      | 11,10,586.30        |
| ii    | - In term deposit Accounts                          | 14,81,81,111.00     | 24,06,81,111.00     |
| iii   | -In Savings Accounts                                | 64,11,09,994.02     | 57,57,08,585.19     |
| c     | <b>Balances with non-Scheduled Banks:</b>           |                     |                     |
| i     | - In term deposit Accounts                          | -                   | -                   |
| ii    | - In Savings Accounts                               | -                   | -                   |
| 4     | Post Office- Savings Accounts                       | -                   | -                   |
|       | <b>TOTAL</b>  | <b>805272696.46</b> | <b>820325433.49</b> |

**MAULANA AZAD NATIONAL URDU UNIVERSITY :: HYDERABAD****Schedule 7A- Details of Bank Accounts**

Amount in Rupees

| Sl.No. | BANK ACCOUNT NUMBER | NAME OF THE BANK | PURPOSE / NAME OF THE SCHEME | CLOSING BALANCE        |
|--------|---------------------|------------------|------------------------------|------------------------|
| 1      | 187901000000022     | IOB              | DDE Receipt                  | 13,84,93,214.02        |
| 2      | 187901000001101     | IOB              | Plan Scheme                  | 3,74,10,334.14         |
| 3      | 187901000000024     | IOB              | Sachar Scheme                | 1,89,87,485.81         |
| 4      | 187901000000001     | IOB              | Non Plan                     | 6,00,95,794.44         |
| 5      | 187901000001100     | IOB              | Residential Coaching Academy | 25,55,673.14           |
| 6      | 187901000002554     | IOB              | Fellowships                  | 2,92,969.80            |
| 7      | 187901000000473     | IOB              | HRDC Guest House             | 8,70,868.00            |
| 8      | 187901000002601     | IOB              | MAC Chair                    | 20,82,552.48           |
| 9      | 187901000000023     | IOB              | Merged Scheme                | 2,26,99,915.68         |
| 10     | 187901000000830     | IOB              | ASC (HRDC)                   | 13,80,158.15           |
| 11     | 187901000000030     | IOB              | MRP                          | 18,62,894.17           |
| 12     | 187901000002750     | IOB              | Deccan Studies               | 83,01,857.17           |
| 13     | 187901000000311     | IOB              | OBC                          | 58,12,958.50           |
| 14     | 187901000002011     | IOB              | ASC (HRDC)                   | 9,79,737.64            |
| 15     | 187901000008330     | IOB              | Salaries and Personal Claim  | 17,60,66,810.51        |
| 16     | 187901000008331     | IOB              | Recurring Scheme             | 4,66,60,034.68         |
| 17     | 187901000008332     | IOB              | Non - Recurring Scheme       | 45,43,096.00           |
| 18     | 187901000008660     | IOB              | Polytechnic Kadapa           | 2,37,35,869.44         |
| 19     | 187901000008661     | IOB              | ITI Cuttack                  | 4,19,83,873.12         |
| 20     | 187901000008662     | IOB              | Polytechnic Cuttack          | 1,55,937.84            |
| 21     | 187902000000060     | IOB              | Payment Gateway              | 1,24,01,096.44         |
| 22     | 187901000008542     | IOB              | DDE Payments                 | 1,26,36,688.80         |
| 23     | 6524932763          | INDIAN BANK      | Fee Receipt - Regular        | 3,31,17,513.60         |
| 24     | 6559622105          | INDIAN BANK      | Fee Receipt - Distance       | 3,83,757.10            |
|        | <b>Total</b>        |                  |                              | <b>65,35,11,090.46</b> |

**MAULANA AZAD NATIONAL URDU UNIVERSITY :: HYDERABAD**

**SCHEDULE 8 - LOANS, ADVANCES & DEPOSITS**

Amount in Rupees

| SI.No | Particulars   | Current Year           | Previous Year          |
|-------|---|------------------------|------------------------|
| 1     | <b>Advances to employees: (Non-interest bearing)</b>  |                        |                        |
| a     | Salary  | -                      | -                      |
| b     | Festival Advance  | 16,25,209.00           | 17,20,609.00           |
| c     | Medical Advance   | 57,537.00              | -                      |
| d     | Special Advance   | 50,785.00              | 51,585.00              |
| 2     | <b>Long Term Advances to employees: (Interest bearing)</b>                                    |                        |                        |
| a     | Vehicle loan  | 35,01,634.00           | 45,94,532.00           |
| b     | Home loan   | -                      | -                      |
| c     | Computer advance  | 25,33,436.00           | 29,81,051.00           |
| 3     | <b>Advances and other amounts recoverable in cash or in kind or for value to be received:</b> |                        |                        |
| a     | On Capital Account  | 34,57,111.00           | 34,57,111.00           |
| b     | to Suppliers  | -                      | -                      |
| c     | Others  | 5,52,529.00            | 1,02,77,865.94         |
| 4     | <b>Prepaid Expenses</b>   |                        |                        |
| a     | Insurance, Repairs and others   | 50,25,137.00           | 47,23,769.00           |
| 5     | <b>Deposits</b>   |                        |                        |
| a     | Works deposits with BSNL and CPWD   | 65,67,71,191.00        | 26,22,85,731.00        |
| b     | 1 GBPS Connection   | 9,92,700.00            | 14,89,050.00           |
| c     | Telephone   | 2,55,218.00            | 2,35,218.00            |
| d     | Lease Rent  | 9,28,144.00            | 5,28,144.00            |
| e     | Electricity   | 44,34,310.00           | 41,21,506.00           |
| f     | Affiliation deposit   | 26,000.00              | 16,000.00              |
| g     | Gas   | 41,305.00              | 41,305.00              |
| h     | DDE   | 10,000.00              | 10,000.00              |
| i     | Security Deposit  | 5,05,282.00            | 2,56,282.00            |
| j     | Deposit with NICSI  | 1,01,51,541.00         | 1,01,51,541.00         |
| k     | Deposits made for repairs with CPWD and other Agencies  | 1,97,80,484.00         | 1,22,11,897.00         |
| 6     | <b>Income Accrued:</b>  |                        |                        |
| a     | On Investments from Earmarked/ Endowment Funds  | 6,09,12,813.00         | 3,29,68,454.00         |
| b     | On Investments-Others   | 3,75,37,357.00         | 3,85,17,736.00         |
| c     | On Loans and Advances   | 13,70,231.00           | 9,63,849.00            |
| d     | Others (includes income due unrealized)   | -                      | -                      |
| 7     | <b>Other - Current assets receivable from UGC/sponsored projects</b>                          |                        |                        |
| a     | Debit balances in Sponsored Projects  | -                      | -                      |
| b     | Debit balances in Sponsored Fellowships & Scholarships  | -                      | -                      |
| c     | Grants Receivable   | 6,93,58,428.00         | 14,47,58,428.00        |
| d     | Other Grants receivables from UGC-Hindi, IP schemes and CSSEIP etc                            | 3,75,15,301.71         | 3,37,17,095.14         |
| e     | Retirement benefits receivable from UGC/GOI   | -                      | -                      |
| 8     | Claims Receivable   | -                      | -                      |
| g     | Receivables-Other Funds-Receivable from GPF   | 5,000.00               | 5,000.00               |
|       | <b>TOTAL</b>  | <b>91,73,98,683.71</b> | <b>57,00,83,759.08</b> |

**MAULANA AZAD NATIONAL URDU UNIVERSITY :: HYDERABAD**

**Schedule-9 Academic Receipts**

Amount in Rupees

| <b>Sl.No</b> | <b>Details</b>                               | <b>Current Year</b>    | <b>Previous Year</b>   |
|--------------|--|------------------------|------------------------|
| 1            | Tuition Fee                                  | 2,01,16,627.00         | 64,54,075.00           |
| 2            | Admission Fee                                | 23,29,394.00           | 17,22,090.00           |
| 3            | Enrolment Fee                                | -                      | 32,85,096.50           |
| 4            | Library Admission Fee                        | 16,97,468.00           | 4,97,168.00            |
| 5            | Laboratory Fee                               | 16,78,953.00           | 7,77,700.00            |
| 6            | Art & Craft Fee                              | -                      | 6,000.00               |
| 7            | Registration Fee                             | 1,02,406.00            | 2,82,900.00            |
| 8            | Syllabus Fee                                 | 1,14,000.00            | 5,400.00               |
| 9            | Admission Test Fee                           | -                      | 22,650.00              |
| 10           | Annual Exam fee                              | 1,17,470.00            | 4,11,178.00            |
| 11           | Degree, Mark Sheet, Certificates Fees        | 3,16,127.00            | 5,77,386.00            |
| 12           | Identity Card Fee                            | 3,000.00               | 1,79,780.00            |
| 13           | Fine/Miscellaneous Fee                       | 29,23,514.00           | 13,25,908.00           |
| 14           | Medical Fee                                  | 40,42,008.00           | 27,57,659.50           |
| 15           | Transportation Fee                           | -                      | 1,06,097.50            |
| 16           | Hostel Fee                                   | 16,98,000.00           | 10,34,400.00           |
| 17           | Games fee                                    | 8,47,734.00            | 3,58,200.00            |
| 18           | Student Union Fee                            | 2,10,058.00            | 3,21,150.00            |
| 19           | Internet fee                                 | 8,96,496.00            | 5,45,891.00            |
| 20           | Education tour fee                           | 19,91,798.00           | 10,42,300.00           |
| 21           | Crockery charges collected                   | 5,02,100.00            | 3,83,610.00            |
| 22           | Gas Charged Collected                        | 14,15,000.00           | 9,83,000.00            |
| 23           | Student Welfare Fund                         | -                      | 1,40,000.00            |
| 24           | Sale of syllabus & Question Paper, etc.      | 1,95,898.00            | 4,425.00               |
| 25           | Sale of prospectus including admission forms | 7,100.00               | 4,48,310.00            |
| 26           | Semister Fee                                 | 24,580.00              | 44,76,495.00           |
| 27           | HRDC(ASC) Fees                               | 6,57,300.00            | 10,43,702.00           |
| 28           | HRDC(ASC)-Maintenance Fund Accrued           | 9,05,761.00            | 3,24,629.00            |
| 29           | Fee Receipts - DDE                           | 14,04,54,301.29        | 16,34,88,679.47        |
| 30           | Other Fee receipts                           | 5,17,180.00            | 49,950.00              |
|              | <b>Total</b>                                 | <b>18,37,64,273.29</b> | <b>19,30,55,829.97</b> |

MAULANA AZAD NATIONAL URDU UNIVERSITY :: HYDERABAD

SCHEDULE 10 - GRANTS / SUBSIDIES

Amount in Rupees

| SI.NO | Particulars  |                        |                        | Previous Year            |
|-------|--|------------------------|------------------------|--------------------------|
|       |  | PLAN                   | Total                  |                          |
| 1     | Grants and donations From Central Government - Salaries  | 50,39,14,000.00        | 50,39,14,000.00        | 1,03,41,25,606.00        |
| 2     | Grants and donations From Central Government - Recurring | 35,25,86,000.00        | 35,25,86,000.00        |                          |
|       | <b>Total</b>   | <b>85,65,00,000.00</b> | <b>85,65,00,000.00</b> | <b>1,03,41,25,606.00</b> |



**MAULANA AZAD NATIONAL URDU UNIVERSITY :: HYDERABAD**

**SCHEDULE 11 - INCOME FROM INVESTMENTS**

| Sl. No   | Particulars  | Amount in Rupees            |                       |                       |                       |
|----------|--|-----------------------------|-----------------------|-----------------------|-----------------------|
|          |  | Earmarked / Endowment Funds |                       | Other Investments     |                       |
|          |  | Current Year                | Previous Year         | Current Year          | Previous Year         |
| <b>1</b> | <b>Interest</b>  |                             |                       |                       |                       |
| a        | On Government Securities   | -                           | -                     | -                     | -                     |
| b        | Other Bonds/Debentures   | -                           | -                     | -                     | -                     |
| <b>2</b> | <b>Interest on Term Deposits</b>   |                             |                       |                       |                       |
|          | Income accrued but not due on Term Deposits/Interest bearing advances to employees | 2,79,44,359.00              | 3,29,40,370.00        | 1,22,276.00           | 2,77,09,208.00        |
| 3        | Interest on Savings Bank Accounts  | 75,57,955.00                | 27,76,338.00          | 1,94,32,462.73        | 1,05,00,996.58        |
| 4        | Others (Specify)   | -                           | -                     | -                     | -                     |
|          | <b>Total</b>   | <b>3,55,02,314.00</b>       | <b>3,76,37,504.00</b> | <b>4,40,60,947.73</b> | <b>4,31,11,816.58</b> |
| 6        | Transferred to Earmarked/Endowment Funds   | 3,55,02,314.00              | 3,76,37,504.00        | -                     | -                     |
|          | <b>Balance</b>   | <b>-</b>                    | <b>-</b>              | <b>4,40,60,947.73</b> | <b>4,31,11,816.58</b> |

MAULANA AZAD NATIONAL URDU UNIVERSITY :: HYDERABAD

SCHEDULE 12: INTEREST EARNED

| Amount in Rupees |  |                    |                    |
|------------------|--|--------------------|--------------------|
| S.No             | Particulars                              | Current Year       | Previous Year      |
| 1                | On Savings Accounts with scheduled banks | -                  | -                  |
| 2                | On Loans                                 | -                  | -                  |
| a                | Employees/Staff                          | 4,06,382.00        | 5,25,129.00        |
| b                | Others                                   | -                  | -                  |
| 3                | On Debtors and Other Receivables         | -                  | -                  |
|                  | <b>Total</b>                             | <b>4,06,382.00</b> | <b>5,25,129.00</b> |

**MAULANA AZAD NATIONAL URDU UNIVERSITY :: HYDERABAD**  
**SCHEDULE 13: OTHER INCOME**

Amount in Rupees

| S.No. | Particulars   | Current Year          | Previous Year       |
|-------|---|-----------------------|---------------------|
| 1     | Other Incomes-Hostel Room Rent  | 18,400.00             | 9,98,800.00         |
| 2     | Other Incomes-License Fee   | 10,09,458.00          | 4,79,337.00         |
| 3     | Other Incomes-Hire Charges of Auditorium/Play Ground/Convention Centre, | -                     | 7,07,215.00         |
| 4     | Other Incomes-Electricity charges                                       | 13,91,808.00          | 14,85,329.00        |
| 5     | Other Incomes-Water charges   | 1,90,482.00           | 2,67,566.00         |
| 6     | Other Incomes-Medical Contribution collected from employees             | 9,92,050.00           | 3,12,735.00         |
| 7     | Hostel maintenance fee  | 14,15,000.00          | 85,000.00           |
| 8     | Hostel Newspaper fee  | 2,05,400.00           | 8,400.00            |
| 7     | Other Incomes-Sale of Institute's publications                          | -                     | -                   |
| 8     | Other Incomes-Income from holding events                                | -                     | -                   |
| 9     | Provsions Written back  | 1,51,82,755.00        | 1,02,934.00         |
| 10    | Guest House Receipts  | 2,39,066.00           | 2,21,300.00         |
| 11    | <b>Other Incomes- Others</b>  |                       |                     |
| a     | Liquidated Damages  | -                     | 20,000.00           |
| b     | Other Income- Misc. receipts (Sale of tender form, waste paper, etc.)   | -                     | 1,44,425.00         |
| c     | Other Income Profit on Sale/disposal of owned assets                    | -                     | 10,000.00           |
| d     | Other Income -Sale of application form (recruitment)                    | 2,41,100.00           | 2,75,480.00         |
| f     | Other Income-RTI fees   | 2,980.00              | 2,210.00            |
| g     | Other Incomes   | -                     | 6,41,794.00         |
| h     | Other incomes-Sale of Scrap   | -                     | 10,988.00           |
| i     | Penal Interest  | 8,551.00              | 40,921.00           |
| j     | Sale of old newspapers  | 21,499.00             | 8,049.13            |
| k     | Sale of prospectus including admission forms                            | -                     | 16,500.00           |
| l     | Tender Cost Fees  | 1,500.00              | 11,000.00           |
| m     | Other income-others   | 45,61,500.00          | 9,99,958.00         |
|       | <b>Total</b>  | <b>2,54,81,549.00</b> | <b>68,49,941.13</b> |

**MAULANA AZAD NATIONAL URDU UNIVERSITY :: HYDERABAD**

**SCHEDULE 14 - PRIOR PERIOD INCOME**

Amount in Rupees

| <b>S.No</b> | <b>Particulars</b>   | <b>Current Year</b> | <b>Previous Year</b> |
|-------------|--|---------------------|----------------------|
| 1           | Excess Depreciation of 2016-17 written back                                    | 14,32,455.00        | 2,68,213.00          |
| 2           | Reversal of expenses on journals and AMC of Security gate for the year 2016-17 | 1,06,861.00         | -                    |
|             | <b>Total</b>   | <b>15,39,316.00</b> | <b>2,68,213.00</b>   |

**MAULANA AZAD NATIONAL URDU UNIVERSITY :: HYDERABAD**

**Schedule 15-STAFF PAYMENTS & BENEFITS-ESTABLISHMENT EXPENSES**

Amount in Rupees

| Sl.No | Particulars                               | Current Year             | Previous Year            |
|-------|---|--------------------------|--------------------------|
| 1     | Pay and Allowances - Non-Teaching         | 25,31,83,524.00          | 19,35,33,180.00          |
| 2     | Pay and Allowances - Teaching             | 47,45,00,107.00          | 37,42,18,928.00          |
| 3     | Allowances and Bonus                      | 9,82,762.00              | 65,72,080.00             |
| 4     | Contribution to Provident Fund            | 5,66,19,166.00           | 4,40,76,542.00           |
| 6     | Retirement and Terminal Benefits          | 23,02,02,110.00          | 38,30,61,511.00          |
| 7     | LTC facility                              | 86,25,244.00             | 82,51,685.00             |
| 8     | Medical facility                          | 2,02,06,802.00           | 1,83,61,723.00           |
| 9     | Children Education Allowance              | 1,04,20,813.00           | 70,50,734.00             |
| 10    | Honorarium                                | 14,17,863.00             | 18,11,599.00             |
| 11    | TA/DA expenses                            | 57,36,996.00             | 35,78,950.46             |
| 12    | Pay of part-timers & academic counsellors | 1,27,30,204.00           | 1,64,73,523.00           |
| 13    | Pay of employees on contract              | 5,71,93,812.00           | 4,14,59,824.00           |
| 14    | Pension paid to retired staff             | 39,01,568.00             | 38,50,505.00             |
| 15    | Housekeeping Charges                      | 2,11,85,543.00           | 1,60,88,339.00           |
| 16    | Security Charges                          | 3,00,61,827.00           | 1,31,05,562.00           |
| 17    | Horticulture                              | 49,18,302.00             | 44,46,274.00             |
| 18    | Subsistence Allowance                     | 4,24,937.00              | 92,414.00                |
| 19    | EL Encashment                             | 13,70,991.00             | 3,31,761.00              |
| 20    | Arrears of Salaries of previous year      | 2,14,082.00              | 94,20,608.00             |
| 21    | Staff Cost-Others                         |                          | 37,07,877.00             |
|       | <b>Total</b>                              | <b>1,19,38,96,653.00</b> | <b>1,14,94,93,619.46</b> |
| 22    | Less : Recovery of Excess paid salary     | 72,710.00                | 6,15,316.00              |
|       | <b>Grand Total</b>                        | <b>1,19,38,23,943.00</b> | <b>1,14,88,78,303.46</b> |

**MAULANA AZAD NATIONAL URDU UNIVERSITY :: HYDERABAD**

**SCHEDULE 16 - ACADEMIC EXPENSES**

Amount in Rupees.

| Sl. No. | Particulars                                | Current Year          |                       |                       | Previous year         |
|---------|--|-----------------------|-----------------------|-----------------------|-----------------------|
|         |  | DDE                   | Plan                  | Total                 |                       |
| 1       | Laboratory expenses                        | -                     | 7,55,632.00           | 7,55,632.00           | 12,57,278.00          |
| 2       | Field work/Participation                   | -                     | 9,823.00              | 9,823.00              | 7,286.00              |
| 3       | Seminar/Workshop                           | 14,11,692.00          | 3,15,445.00           | 17,27,137.00          | 76,58,253.00          |
| 4       | Payment to visiting faculty                | -                     | 2,92,075.00           | 2,92,075.00           | -                     |
| 5       | Examination                                | 1,71,90,860.35        | 36,69,032.00          | 2,08,59,892.35        | 1,98,48,280.00        |
| 6       | Student Welfare Expenses                   | -                     | 5,86,547.00           | 5,86,547.00           | -                     |
| 7       | Admission Expenses                         | 1,96,160.00           | 1,50,517.00           | 3,46,677.00           | 19,98,246.00          |
| 8       | Convocation expenses                       | -                     | -                     | -                     | 65,47,223.00          |
| 10      | Stipend/means-cum-merit scholarship        | -                     | -                     | -                     | 1,87,500.00           |
| 11      | Subscription Expenses                      | -                     | 2,23,638.84           | 2,23,638.84           | 5,51,819.50           |
| 12      | Books distributed free of cost to students | -                     | 11,30,723.00          | 11,30,723.00          | 9,56,336.00           |
| 13      | JRF/SRF PAID                               | 46,548.00             | -                     | 46,548.00             | -                     |
| 14      | Non-NET fellowship                         | -                     | 1,34,20,986.00        | 1,34,20,986.00        | 1,21,27,729.00        |
| 15      | SLM-DDE                                    | 63,41,312.00          | -                     | 63,41,312.00          | 1,78,05,775.00        |
| 16      | Academic expenses- Others                  | 1,57,625.00           | 22,22,789.00          | 23,80,414.00          | 6,90,670.00           |
| 17      | Programme Cost-ASC                         | -                     | -                     | -                     | -                     |
| 18      | Minor Research Projects                    | -                     | -                     | -                     | 27,43,558.00          |
|         | <b>Total</b>                               | <b>2,53,44,197.35</b> | <b>2,27,77,207.84</b> | <b>4,81,21,405.19</b> | <b>7,23,79,953.50</b> |

**MAULANA AZAD NATIONAL URDU UNIVERSITY :: HYDERABAD**

**Schedule-17-Administrative Expenses**

Amount in Rupees.

| Sl. No. | Particulars                        | Current Year          |                       |                       | Previous year         |
|---------|------------------------------------|-----------------------|-----------------------|-----------------------|-----------------------|
|         |                                    | DDE                   | Plan                  | Total                 |                       |
| 1       | Electricity and power              | 4,11,689.00           | 2,43,58,736.00        | 2,47,70,425.00        | 1,96,64,494.00        |
| 2       | Water Charges                      | 12,206.00             | 1,03,05,734.00        | 1,03,17,940.00        | 69,14,946.00          |
| 3       | Insurance                          | -                     | 13,21,770.00          | 13,21,770.00          | 29,69,913.00          |
| 4       | Rent, Rates ,Taxes & property tax  | 33,31,578.00          | 63,96,463.00          | 97,28,041.00          | 96,52,873.00          |
| 5       | Postage & Telegram                 | 68,54,246.00          | 2,91,473.00           | 71,45,719.00          | 1,03,61,792.00        |
| 6       | Telephone and Internet Charges     | 2,56,136.00           | 22,29,102.00          | 24,85,238.00          | 29,10,994.00          |
| 7       | Printing and Stationary            | 12,65,596.00          | 46,26,282.87          | 58,91,878.87          | 41,40,897.50          |
| 8       | Travelling and Conveyance Expenses | 1,64,239.00           | 2,34,692.00           | 3,98,931.00           | 4,64,997.00           |
| 9       | Expenses on Seminar/Workshops      | -                     | 46,20,506.00          | 46,20,506.00          | 1,400.00              |
| 10      | Hospitality                        | 70,218.00             | 4,82,585.00           | 5,52,803.00           | 3,73,067.00           |
| 11      | Auditors Remuneration              | -                     | -                     | -                     | -                     |
| 12      | Professional Charges/Legal Charges | -                     | 12,36,150.00          | 12,36,150.00          | 6,07,853.00           |
| 13      | Advertisement and Publicity        | 12,06,056.00          | 46,46,951.90          | 58,53,007.90          | 64,65,032.00          |
| 14      | Magazines & Journals               | 63,624.00             | 22,32,571.95          | 23,74,306.95          | 53,12,935.00          |
| 15      | Hostel exp                         | -                     | 28,73,469.00          | 28,73,469.00          | 26,74,383.00          |
| 16      | Hospital expenses                  | -                     | 8,98,421.00           | 8,98,421.00           | 72,182.00             |
| 17      | Sport Related Expenditure          | -                     | 4,85,902.00           | 4,85,902.00           | -                     |
| 18      | Administrative expenses -Others    | 4,00,578.00           | 1,30,90,576.45        | 1,35,15,416.45        | 1,14,56,715.00        |
|         | <b>Total</b>                       | <b>1,40,36,166.00</b> | <b>8,03,31,386.17</b> | <b>9,44,69,925.17</b> | <b>8,40,44,473.50</b> |

**Schedule-17A-Administrative Expenses-Others**

| <b>SI.No</b> | <b>Particulars</b>              | <b>AMOUNT</b>         |
|--------------|---------------------------------|-----------------------|
| 1            | AC Meeting                      | 7,74,937.00           |
| 2            | BOS Meetings                    | 5,32,707.00           |
| 3            | Dish TV                         | 63,941.00             |
| 4            | EC Meeting                      | 6,64,747.00           |
| 5            | Enquiry Committee Expenses      | 6,32,049.00           |
| 6            | Expenses on meetings            | 12,61,379.00          |
| 7            | FC Meeting                      | 3,31,502.00           |
| 8            | Functions & Ceremonials         | 17,51,576.95          |
| 9            | Expenditure on Gas              | 2,48,725.00           |
| 10           | Liveries                        | 26,340.00             |
| 11           | NSDL Charges                    | 78,436.00             |
| 12           | Selection committee meetings    | 15,52,738.00          |
| 13           | Shifiting of office             | 1,04,617.00           |
| 14           | Sitting Fees                    | 2,27,560.00           |
| 15           | Sport related expenditure       | 2,54,321.00           |
| 16           | TA/DA expenses                  | 28,173.00             |
| 17           | TV Shooting                     | 35,043.00             |
| 18           | Administrative expenses -Others | 49,46,624.50          |
|              | <b>Total</b>                    | <b>1,35,15,416.45</b> |



**MAULANA AZAD NATIONAL URDU UNIVERSITY :: HYDERABAD**  
**SCHEDULE 18-TRANSPORTATION EXPENSES**

Amount in Rupees

| Sl. No. | Particulars                         | Current Year       |                     |                     | Previous Year       |
|---------|-------------------------------------|--------------------|---------------------|---------------------|---------------------|
|         |                                     | DDE                | Plan                | Total               |                     |
| 1       | Running expenses -Own vehicle       | 1,47,799.00        | 4,20,662.00         | 5,68,461.00         | 13,79,303.00        |
| 2       | Repairs & maintenance - Own Vehicle | 16,350.00          | 5,60,880.00         | 5,77,230.00         |                     |
| 3       | Insurance expenses - Own Vehicle    | 15,796.00          | 13,13,610.00        | 13,29,406.00        |                     |
| 4       | Vehicle expenses taken on lease     | -                  | -                   | -                   |                     |
|         | <b>Total</b>                        | <b>1,79,945.00</b> | <b>22,95,152.00</b> | <b>24,75,097.00</b> | <b>13,79,303.00</b> |

**MAULANA AZAD NATIONAL URDU UNIVERSITY :: HYDERABAD**  
**SCHEDULE 19 - REPAIRS & MAINTENANCE**

Amount in Rupees

| Sl. No. | Particulars   | Current Year       |                       |                       | Previous Year         |
|---------|---|--------------------|-----------------------|-----------------------|-----------------------|
|         |   | DDE                | Plan                  | Total                 |                       |
| 1       | Repairs & maintenance-Building                          | -                  | 68,75,887.00          | 68,75,887.00          | 11,17,609.00          |
| 2       | Repairs & maintenance-Furniture, Fixture and Equipments | 3,54,914.00        | 52,93,588.00          | 56,48,502.00          | 87,80,723.00          |
| 3       | Repairs & maintenance-Cleaning material & services      | -                  | 710.00                | 710.00                | 56,292.00             |
| 4       | Repairs & Maintenance-Computers                         | 53,387.00          | 3,55,855.00           | 4,09,242.00           | 72,601.00             |
| 5       | Repairs & maintenance-Electrical Maintenance            | 8,924.00           | 71,56,597.00          | 71,65,521.00          | 61,96,279.00          |
| 6       | Repairs & maintenance-Others                            | 15,375.00          | 8,28,945.00           | 8,73,070.00           | 31,31,979.00          |
|         | <b>Total</b>  | <b>4,32,600.00</b> | <b>2,05,11,582.00</b> | <b>2,09,72,932.00</b> | <b>1,93,55,483.00</b> |

**MAULANA AZAD NATIONAL URDU UNIVERSITY :: HYDERABAD**

**SCHEDULE 20 - FINANCE COSTS**

Amount in Rupees

| Particulars  | Current Year |             |             | Previous Year |
|--------------|--------------|-------------|-------------|---------------|
|              | DDE          | PLAN        | Total       |               |
| Bank Charges | 4,52,819.60  | 1,63,754.56 | 6,16,574.16 | 22,287.37     |

MAULANA AZAD NATIONAL URDU UNIVERSITY :: HYDERABAD

SCHEDULE 21 - OTHER EXPENSES

Amount in Rupees

|     |
|-----|
| Nil |
|-----|

**MAULANA AZAD NATIONAL URDU UNIVERSITY :: HYDERABAD**  
**SCHEDULE 22: PRIOR PERIOD EXPENSES**

Amount in Rupees

| Sl. No.                             | Particulars   | Current Year        |                       |                       | Previous Year         |                       |
|-------------------------------------|---|---------------------|-----------------------|-----------------------|-----------------------|-----------------------|
|                                     |   | DDE                 | Plan                  | Total                 |                       |                       |
| <b>I. Establishment Expenses</b>    |   |                     |                       |                       |                       |                       |
|                                     | Pay of part-timers & academic counsellors               | 2,13,650.00         | -                     | 2,13,650.00           | 87,07,324.00          |                       |
|                                     | Pay of employees on contract                            | 3,000.00            | 4,950.00              | 7,950.00              |                       |                       |
|                                     | Security Charges  | 15,600.00           | 28,28,091.00          | 28,43,691.00          |                       |                       |
|                                     | Horticulture  | -                   | 5,51,621.00           | 5,51,621.00           |                       |                       |
|                                     | Staff Cost-Others                                       | -                   | 3,826.00              | 3,826.00              |                       |                       |
|                                     | <b>Total</b>  | <b>2,32,250.00</b>  | <b>33,88,488.00</b>   | <b>36,20,738.00</b>   | <b>87,07,324.00</b>   |                       |
| <b>II. Academic Expenses</b>        |   |                     |                       |                       |                       |                       |
|                                     | Laboratory expenses                                     | -                   | 23,008.00             | 23,008.00             | 1,44,70,750.00        |                       |
|                                     | Seminar/Workshop  | 2,68,546.00         | 5,60,074.00           | 8,28,620.00           |                       |                       |
|                                     | Payment to visiting faculty                             | -                   | 432.00                | 432.00                |                       |                       |
|                                     | Examination   | 52,32,546.15        | 1,98,414.00           | 54,30,960.15          |                       |                       |
|                                     | Student Welfare Expenses                                | -                   | 2,450.00              | 2,450.00              |                       |                       |
|                                     | Admission Expenses                                      | -                   | 3,258.00              | 3,258.00              |                       |                       |
|                                     | Convocation expenses                                    | -                   | 12,600.00             | 12,600.00             |                       |                       |
|                                     | Publications  | -                   | 28,000.00             | 28,000.00             |                       |                       |
|                                     | Subscription Expenses                                   | -                   | 49,000.00             | 49,000.00             |                       |                       |
|                                     | Books distributed free of cost to students              | -                   | 3,33,331.75           | 3,33,331.75           |                       |                       |
|                                     | Non-NET fellowship                                      | -                   | 20,76,148.00          | 20,76,148.00          |                       |                       |
|                                     | Academic expenses-Others                                | -                   | 3,89,583.00           | 3,89,583.00           |                       |                       |
|                                     | <b>Total</b>  | <b>55,01,092.15</b> | <b>36,76,298.75</b>   | <b>91,77,390.90</b>   |                       | <b>1,44,70,750.00</b> |
| <b>III. Administraion Expenses</b>  |   |                     |                       |                       |                       |                       |
|                                     | Electricity and power                                   | 77,351.00           | 7,65,610.00           | 8,42,961.00           | 28,44,440.00          |                       |
|                                     | Water Charges   | 1,718.00            | 26,743.00             | 28,461.00             |                       |                       |
|                                     | Rent, Rates ,Taxes & property tax                       | -                   | 59,220.00             | 59,220.00             |                       |                       |
|                                     | Postage & Telegram                                      | 17,020.00           | 50,678.00             | 67,698.00             |                       |                       |
|                                     | Telephone and Internet Charges                          | 47,565.00           | 2,77,353.00           | 3,24,918.00           |                       |                       |
|                                     | Printing and Stationary                                 | 12,257.00           | 7,23,300.00           | 7,35,557.00           |                       |                       |
|                                     | Travelling and Conveyance Expenses                      | 1,870.00            | 15,261.00             | 17,131.00             |                       |                       |
|                                     | Expenses on Seminar/Workshops                           | -                   | 22,670.00             | 22,670.00             |                       |                       |
|                                     | Hospitality   | 2,029.00            | 43,333.00             | 45,362.00             |                       |                       |
|                                     | Advertisement and Publicity                             | 37,250.00           | 16,01,317.00          | 16,38,567.00          |                       |                       |
|                                     | Magazines & Journals                                    | 3,628.00            | 44,748.00             | 48,376.00             |                       |                       |
|                                     | Hostel exp  | -                   | 2,86,390.00           | 2,86,390.00           |                       |                       |
|                                     | Sport Related Expenditure                               | -                   | 3,75,490.00           | 3,75,490.00           |                       |                       |
|                                     | Administrative expenses -Others                         | 7,965.00            | 5,61,634.50           | 5,69,599.50           |                       |                       |
|                                     | <b>Total</b>  | <b>2,08,653.00</b>  | <b>48,53,747.50</b>   | <b>50,62,400.50</b>   |                       | <b>28,44,440.00</b>   |
| <b>IV. Transpotaion Expenses</b>    |   |                     |                       |                       |                       |                       |
|                                     | Running expenses -Own vehicle                           | 7,826.00            | 76,333.00             | 84,159.00             | 54,008.00             |                       |
|                                     | Repairs & maintenance - Own Vehicle                     | -                   | 37,085.00             | 37,085.00             |                       |                       |
|                                     | <b>Total</b>  | <b>7,826.00</b>     | <b>1,13,418.00</b>    | <b>1,21,244.00</b>    | <b>54,008.00</b>      |                       |
| <b>V. Repairs &amp; Maintenance</b> |   |                     |                       |                       |                       |                       |
|                                     | Repairs & maintenance-Building                          | -                   | 4,80,049.00           | 4,80,049.00           | 2,83,228.00           |                       |
|                                     | Repairs & maintenance-Furniture, Fixture and Equipments | 5,225.00            | 6,42,852.00           | 6,48,077.00           |                       |                       |
|                                     | Repairs & maintenance-Cleaning material & services      | -                   | 1,882.00              | 1,882.00              |                       |                       |
|                                     | Repairs & Maintenacne-Computers                         | 170.00              | 69,000.00             | 69,170.00             |                       |                       |
|                                     | Repairs & maintenance-Electrical Maintenance            | -                   | 3,020.00              | 3,020.00              |                       |                       |
|                                     | Repairs & maintenance-Others                            | -                   | 45,922.00             | 45,922.00             |                       |                       |
|                                     | <b>Total</b>  | <b>5,395.00</b>     | <b>7,62,676.00</b>    | <b>12,48,120.00</b>   | <b>2,83,228.00</b>    |                       |
|                                     | <b>Grand Total</b>                                      | <b>59,55,216.15</b> | <b>1,27,94,628.25</b> | <b>1,92,29,893.40</b> | <b>2,63,59,750.00</b> |                       |

## **MAULANA AZAD NATIONAL URDU UNIVERSITY :: HYDERABAD**

### **SCHEDULE-23 :: SIGNIFICANT ACCOUNTING POLICIES**

#### **I. Income:**

- a) Fee Collected from students in respect of an academic year shall be accounted as income in the financial year in which the academic year has commenced as no significant uncertainty exists in rendering services to students. (Para 12 of AS-9)
- b) Other Incomes:
  1. Interest on savings accounts: Owing to uncertainty in holding of balances in savings accounts, interest shall be accounted on the date on which the bank credits the same.
  2. Interest on term deposits: The same shall be accounted on accrual basis.
  3. Sale of Sundry articles & Scrap: The same shall be accounted on realization basis.
  4. Any other Income not mentioned above shall be accounted on realization basis.
  5. Other resources generated would be treated as university income to compensate the indirect expenses support by the university and presented and projected under Schedule 9 and 13, as applicable.

#### **II. Expenditure:**

All expenditure shall be accounted on accrual basis. However, the following shall be accounted on payment basis.

- a) Arrears of salaries/any other expenditure arising out of re-fixation/retrospective amendments, if any, pertaining to previous years.
- b) Children Education Allowance or any other allowance payable to staff to the extent of claims not received.
- c) Personal claims such as LTC, TA, Medical claims to the extent prior claims not available.
- d) Pre-paid expenditure to the extent of Rs. 5,000/- per each item shall be accounted in the financial year in which the same has been paid.
- e) All incidental and consequential expenditure incurred on conduct of exams, seminars and meetings shall be classified under respective heads of accounts as expenditure.

#### **III. Government Grants:**

- a) All revenue grants shall be accounted as income for which year they pertain to.

- b) Revenue grants sanctioned by various Governments but not disbursed till the date of financial statements shall be accounted as income in the financial year concerned.
- c) Capital grants sanctioned by various Governments shall be accounted under capital approach method and the same shall be credited to respective capital funds of the University.
- d) Grants relating to specific research projects: Grants disbursed through University to various principal investigators for conducting research projects shall be treated as a liability in the books of accounts of university till their final discharge.
- e) Refund of Government grants shall be treated as an extra ordinary item in the year of event.

#### **IV. Depreciation:**

- a) Assets of the University shall be depreciated as per the rates of depreciation provided in the Income-Tax Act, 1961.
- b) Buildings constructed on lease hold lands shall be depreciated of as per the rates of depreciation provided in the Income Tax Act, 1961, or, amortized over the period of lease, whichever is higher.

#### **V. Assets:**

- a) The cost of fixed assets shall comprise its purchase price and any attributable cost of bringing the same asset to its working condition for its intended use.
- b) The fixed assets shall be accounted under historical cost method.
- c) The fixed assets shall be carried in the books of accounts at gross cost less depreciated value.
- d) The Fixed assets shall be eliminated from the financial statement on disposal.
- e) Assets acquired at free of cost shall be accounted at a nominal value of Rs.1/- by crediting to capital fund.

#### **VI. Provisions:**

Present obligations existing on the date of financial statements arising out of past events shall be recognized on the basis of available estimates. Deviations arising in discharge of provisions with respect to estimates shall be charged to regular head of account in the year of event.

**VII. Employee Benefits:**

Provisions with respect to post retirement benefits of employees shall be recognized on the basis of actuarial valuation as stated in AS-15.

**VIII. Contingent liabilities:**

The following shall be accounted as contingent liabilities.


- a) Financial implication of legal disputes pending against University.
- b) Claims of suppliers, vendors received but not acknowledged by University.
- c) Expenditure incurred by CPWD in excess of Administrative approval in respect of works executed by them.

**IX. Investments:**

Long term investments shall be carried at their acquisition value.

**X. Others:**

- a) Un-discharged liabilities pending over a period of three years from their last date of claim shall be written back to income.
- b) Deposits returnable to students shall be forfeited if the same were not claimed within a period of three years from their last academic year.
- c) Un-responded debits and credits appearing in bank reconciliation statements pending over a period of three years shall be written back by suitably providing contingent liability for an additional period of three years.
- d) Capital work in progress as on the date of financial statements shall be accounted on the basis of accounts rendered by the respective agencies, such Form 65 of CPWD.



**(M. G. Gunasekaran)**

**Finance Officer**



**MAULANA AZAD NATIONAL URDU UNIVERSITY:: HYDERABAD**

**SCHEDULE – 24: NOTES FORMING PART OF ACCOUNTS AND CONTINGENT LIABILITIES**

**A) Notes forming part of Accounts:**

- (I) **Format of Accounts:** The University adopted new format of annual accounts as prescribed by Ministry of Human Resource Development, New Delhi vide its letter no.29-4/2012-IFD dated 17<sup>th</sup> April, 2015. Schedules prescribed in this letter have been adopted by making suitable adjustments with respect to specific transactions of the University.
- (II) **Treatment of Maintenance Grant:** The University Grants Commission releases Maintenance Grant to the University in instalments for utilisation as per the Budget Estimates fixed by them. The grant is spent by the University as recommended by the Finance Committee and approved by the Executive Council of the University for revenue and non-revenue purposes. Based on the nature of expenditure the value of the non-revenue items were being capitalised in the accounts as per the Significant Account Policies. Further, the amount capitalised out of the maintenance grant has been taken to the Balance Sheet.
- (III) **The University possesses the following properties:** See Table-I attached.
- (IV) Since the year 2008-09, the transactions of Directorate of Distance Education were consolidated with other transactions.
- (V) **Valuation and accountal of retirement benefits under Accounting Standard-15:** Since all the retirement/terminal benefits payable to employees consequent to their separation from the University are reimbursable from University Grants Commission, liability in respect of retirement benefits (as determined by actuary valuation) has been recognised in the books of accounts as per actuarial valuation. Change made with regard to the same from the current accounting year has an impact on surplus/deficit to the extent of Rs.22.84 Crore.
- (VI) All officials upon joining MANUU from 01.01.2004 are covered under NPS system. However, consequent upon receipt of details from their parent organisations, official covered under GPF system are transferred to GPF system as per the GOI rules.

- (VII) The excess expenditure over the approved allocation incurred by CPWD in respect of works shall be adjusted after reconciliation from the deposits available with the CPWD and after obtaining necessary approval.
- (VIII) As per the directions of Ministry of Human Resource Development, New Delhi vide its letter no.29-4/2012-IFD dated 17<sup>th</sup> April, 2015, NPS and GPF accounts were demerged from the consolidated balance sheet of the University by adopting respective ledger balances as on 01-04-2014. Separate Receipts and Payments account, Income and Expenditure Account and Balance Sheets have been prepared for NPS and GPF accounts. Accumulated balances of employees who are covered under National Pension System but could not be transferred to Pension Fund Regulatory Development Authority for want of allotment of Permanent Retirement Account Number is being exhibited in the balance sheet drawn for NPS accounts. In addition to this, NPS fund balances includes the accumulated balances of employees whose status is not finalised as to whether they have to be covered under Old Pension System or National Pension System due to administrative reasons.
- (IX) The leased land acquired by the University for 30 years lease is to be written off over the period of lease. As suggested in the 19<sup>th</sup> Finance Committee meeting, the depreciation on leased land is exhibited separately.
- (X) As per the recommendations of the 22<sup>nd</sup> Finance Committee, the Convocation fund has been withdrawn from Reserves & Surplus.
- (XI) Loss caused due to floods at Srinagar during the year is under assessment by a committee and the same will be accounted after receipt of the report.
- (XII) Necessary grouping has been made under Establishment and Administrative expenses taking into consideration the salaries paid to staff on contractual engagement.
- (XIII) Consequent to migration of fund based accounting in respect of grants received other than Plan and Non-plan from the year 2014-15, opening balances of various funds have been arrived as per utilisation certificates as on 31-03-2014 by making suitable adjustments to capital fund or unspent grant accounts as the case may be.
- (XIV) No contingent asset is recognised in the books of accounts.

(XV) Remuneration paid to Consultants and salaries of contract staff has been grouped under respective schemes.

(XVI) Interest accrued on staff loans was accounted under the respective head of accounts.

**B. Contingent liabilities:**

| Sl.No        | Description   | Amount Rs in lakh |
|--------------|---|-------------------|
| 1            | Differential Rent of RC Srinagar (Rs.42,500 for 44 months)      | 18.70             |
| 2            | Claim by Manipal Printers for printing of study material of DDE | 122.00            |
| 3            | Printing of confidential material for exam branch               | 24.14             |
| 4            | Construction of residential and Non-residential buildings       | 96.91             |
| <b>Total</b> |   | <b>261.75</b>     |


  
(M. G. Gunasekaran)  
Finance Officer

Table-I

The details of land held by the University as on 31.03.2017

| S.No | Name of the place of land   | Details of land holding actual | Converted into acres (Approximately) | Nature of holding leased or free holding | Date of Acquisition | Lease rental payable per anum | Whether the land in the name of University or not | Encroachment if any |
|------|-----------------------------|--------------------------------|--------------------------------------|--|---------------------|-------------------------------|---|---------------------|
| 1    | 2                           | 3                              | 4                                    | 5  | 6                   | 7                             | 8   | 9                   |
| 1.   | MANUU HQs, Hyderabad        | 200 acres                      | 200 acres                            | Free holding                             | 23.07.1998          | ---                           | Yes   | ---                 |
| 2.   | MANUU Model School          | 5867 sq.mtrs                   | 1.449 acres                          | Free holding                             | 09.04.2007          | ---                           | Yes   | ---                 |
| 3.   | Darbhanga, Bihar            | 579.6 decimal                  | 5.794 acres                          | Free holding                             | 11.06.2009          | ---                           | Yes   | ---                 |
|      |                             | 86 decimals                    | 0.859 acres                          | Free holding                             | 08.02.2013          | ---                           | Yes   | ---                 |
| 4.   | Aurangabad, Maharashtra     | 65.55 decimals                 | 0.655 acres                          | Free holding                             | 28.02.2013          | ---                           | Yes   | ---                 |
|      |                             | 60 Hectares                    | 4 acres                              | Free holding                             | 27.01.2009          | ---                           | Yes   | ---                 |
| 5.   | Sambhal, U.P                | 07 acres                       | 07 acres                             | Free holding                             | 18.04.2012          | ---                           | Yes   | ---                 |
| 6.   | Srinagar, Jammu & Kashmir   | 100 kanals                     | --                                   | Free holding                             | 28.06.2012          | ---                           | NO  | ---                 |
|      |                             | 02 acres                       | 02 acres                             | Leased                                   | 15.12.2014          | ---                           | NO  | ---                 |
| 7.   | Nagarbhavi, Bangalore       | 789.65 sq.mtrs                 | --                                   | Leased                                   | 04.03.1999          | @ Rs. 2000/- per anum         | Yes   | ---                 |
| 8.   | BDACA site, Bangalore       | 137 kanals<br>23 marlas        | 17.27 acres                          | Leased                                   | 04.06.2008          | @Rs. 1565/per anum            | Yes   | ---                 |
| 9.   | Nuh, Mewat, Haryana         | 6.44 acres                     | 6.44 acres                           | Leased                                   | 27.09.2013          | @Rs. 1/- per acre per anum    | Yes   | ---                 |
| 10.  | Bhopal                      | 502 decimals                   | 05 acres                             | Free holding                             | 25.02.2014          | @Rs. 1/- per acre per anum    | Yes   | ---                 |
| 11.  | Asansol, West Bengal        | 05 acres                       | 05 acres                             | Leased                                   | 20.03.2014          | ---                           | Yes   | ---                 |
| 12.  | Cuttack, Odisha             | 05 acres                       | 05 acres                             | Free holding                             | 02.12.2015          | ---                           | Yes   | ---                 |
| 13.  | Karimnagar, Telangana State | 10.15 acres                    | 10.15 acres                          | Free holding                             | 08.12.2016          | ---                           | Yes   | ---                 |
| 14.  | Kadapa, Andhra Pradesh      | 10.15 acres                    | 10.15 acres                          | Free holding                             | 16.03.2017          | ---                           | Yes   | ---                 |

**MAULANA AZAD NATIONAL URDU UNIVERSITY :: HYDERABAD**

RECEIPTS AND PAYMENTS ACCOUNT FOR THE YEAR ENDED 31st MARCH 2018

| SI.No. |  | RECEIPTS                         | Current Year    | Previous Year     | SI.No. | PAYMENTS   | Current Year    | Previous year   |
|--------|--|----------------------------------|-----------------|-------------------|--------|--|-----------------|-----------------|
| I      |  | <b>Opening Balances</b>          |                 |                   | I      | <b>Expenses</b>  |                 |                 |
| a      |  | Cash Balances                    | 23,35,790.00    | 10,50,234.00      | a      | Establishment Expenses   | 89,82,47,727.00 | 79,47,50,064.00 |
| b      |  | Bank Balance                     | -               |                   | b      | Academic Expenses  | 4,55,36,960.59  | 5,58,51,603.50  |
| i      |  | In Current accounts              | 11,10,586.34    | 60,41,140.00      | c      | Administrative Expenses  | 10,43,39,771.82 | 8,59,38,339.00  |
| ii     |  | In Deposit accounts              | -               |                   | d      | Transportation Expenses  | 14,59,994.00    | 13,53,029.00    |
| iii    |  | Savings accounts                 | 66,15,25,776.82 | 35,76,19,095.82   | e      | Repairs & Maintenance  | 1,19,08,446.00  | 1,83,73,090.00  |
| II     |  | <b>Grants Received</b>           |                 |                   | II     | <b>Payments against Earmarked/Endowment Funds</b>                    | 13,88,412.00    | 8,75,454.00     |
| a      |  | From Government of India         |                 |                   | III    | <b>Investments and Deposits made</b>                                 |                 |                 |
| i      |  | Salaries                         | 50,39,14,000.00 |                   | a      | Out of own funds (investments - Others)                              |                 |                 |
| ii     |  | Recurring                        | 33,65,86,000.00 |                   | IV     | <b>Term Deposits with Scheduled Banks</b>                            | 34,00,00,000.00 | 4,25,00,000.00  |
| iii    |  | Non Recurring                    | 20,00,00,000.00 |                   | V      | <b>Expenditure on Fixed Assets and Capital Works - in - Progress</b> |                 |                 |
| iv     |  | XII Plan                         | 14,00,00,000.00 |                   | a      | Fixed Assets   | 6,99,09,116.00  | 6,10,73,654.00  |
| v      |  | Polytechnic Kadappa              | 12,00,00,000.00 |                   | VI     | <b>Other Payments including statutory payments</b>                   | 68,262.00       |                 |
| vi     |  | Polytechnic Cuttack              | 12,00,00,000.00 | 1,15,06,78,116.00 | VII    | <b>Refunds of Grants</b>   |                 |                 |
| vii    |  | ITI Cuttack                      | 3,00,00,000.00  |                   | VIII   | <b>Advances</b>  | 4,16,82,112.00  | 5,20,04,178.00  |
| viii   |  | HRDC (ASC)                       | 95,60,000.00    |                   | IX     | <b>Deposits paid to agencies for works and others</b>                | 58,85,36,430.00 | 23,65,83,544.00 |
| ix     |  | Maulana Abul Kalam Chair         | 17,14,000.00    |                   | X      | <b>Other Payments (Misc.Deposits)</b>                                |                 | 1,38,000.00     |
| x      |  | CSE Residential Coaching Academy | 65,00,000.00    |                   | a      | Fellowships and other payments                                       |                 | 72,83,754.00    |
| xi     |  | Fellowships                      | 1,60,00,000.00  |                   | i      | RGNF   |                 |                 |
| xii    |  | CSSEIP                           | 1,37,23,582.00  |                   | ii     | MANF   |                 |                 |
| xiii   |  | X Plan Grant                     | 5,00,000.00     |                   | iii    | Dept assistance  |                 |                 |
| xiv    |  | Other Schemes                    | -               |                   | b      | Loans to staff   |                 | 36,62,800.00    |

| SI.No. | RECEIPTS   | Current Year    | Previous Year   | SI.No. | PAYMENTS  | Current Year    | Previous year   |
|--------|--|-----------------|-----------------|--------|---|-----------------|-----------------|
| b      | Subsidy received from State Government   | -               | -               | c      | HRDC(ASC) Programme cost  | 3,73,591.00     | 31,24,681.00    |
| c      | From International other organisations   | -               | -               | d      | Pre paid expenses   | 37,10,335.00    | -               |
| III    | <b>Academic Receipts</b>   |                 |                 | e      | NPS   | 16,60,48,330.70 | 27,95,23,013.00 |
| a      | Distance Mode  | 14,13,98,507.29 | 16,53,59,875.47 | f      | GPF   | 3,87,51,769.80  | 1,01,29,985.00  |
| b      | Regular mode   | 4,40,98,366.10  | 3,03,43,770.50  | g      | Scholarships paid out of externally sponsored scholarships                                  | 2,83,604.00     | 4,24,954.00     |
| IV     | <b>Receipts against Earmarked/Endowment Funds MRP funds and Sponsored Projects/Schemes</b> |                 |                 | h      | Deposits repaid   | 49,03,284.00    | 84,70,838.00    |
| V      | <b>Receipts against sponsored Scholarships</b>   | 1,96,604.00     | 2,10,692.00     | i      | Other miscellaneous   | 5,07,589.05     | -               |
| VI     | <b>Income on Investments from</b>  |                 |                 | j      | Guest House payments  | 31,16,613.84    | 18,94,289.00    |
| a      | Earmarked/Endowment funds  | -               | 77,58,532.00    | k      | staff recoveries discharged-Terminal benefits paid to employees received from third parties | -               | 2,62,384.00     |
| i      | Residentail Coaching Academy   | -               | -               | l      | Bank Charges  | 6,95,273.23     | 25,981.54       |
| ii     | Sachar   | -               | -               | m      | Goldmedals  | 60,000.00       | 6,82,463.00     |
| iii    | Schemes  | -               | -               | n      | Cheques revalidated   | 3,70,09,717.05  | -               |
| iv     | CDS  | -               | -               | o      | Refund of Fees  | 40,339.00       | -               |
| b      | Other investments  | 2,56,08,864.00  | -               |        |   |                 |                 |
| VII    | <b>Interest received on Savings Bank Accounts</b>  | 2,67,23,274.73  | 1,32,67,705.58  |        |   |                 |                 |
| VIII   | <b>Term Deposits with Scheduled Banks encashed</b>   | 33,25,00,000.00 | 15,13,53,807.00 |        |   |                 |                 |
| IX     | <b>Other Income</b>  |                 |                 |        |   |                 |                 |
| a      | Other Misc. Income   | 1,12,12,113.05  | 63,02,439.13    |        |   |                 |                 |
| b      | Prior Period Income  | -               | -               |        |   |                 |                 |
| X      | <b>Deposits and Advances recovered from staff</b>  | 1,78,09,401.70  | 49,91,301.00    |        |   |                 |                 |

| SI.No.     | RECEIPTS   | Current Year             | Previous Year            | SI.No.    | PAYMENTS                | Current Year             | Previous year            |
|------------|--|--------------------------|--------------------------|-----------|-------------------------|--------------------------|--------------------------|
| a          | Guest House receipts                                       | 33,55,680.00             | 28,88,427.00             |           |                         |                          |                          |
| <b>XI</b>  | <b>Miscellaneous Receipts including Statutory Receipts</b> | -                        | -                        |           |                         |                          |                          |
| a          | Deposits repayable   | 18,51,266.00             | 74,09,728.00             |           |                         |                          |                          |
| b          | Other staff recoveries payable                             | 18,59,935.00             | -                        |           |                         |                          |                          |
| <b>XII</b> | <b>Any Other Receipts</b>                                  | -                        | -                        |           |                         |                          |                          |
| a          | NPS  | 9,63,02,796.06           | 35,69,02,002.00          |           |                         |                          |                          |
| b          | GPF  | 3,44,92,906.00           | 1,43,87,346.00           |           |                         |                          |                          |
| c          | Other deposits and recoveries                              | 2,18,215.00              | 1,31,35,834.70           | <b>XI</b> | <b>Closing balances</b> |                          |                          |
| d          | Retirement benefits  | 49,09,072.00             | 20,54,777.00             | a         | Cash in hand            | 25,14,248.00             | 23,35,790.00             |
| e          | BRS amounts taken back                                     | -                        | 1,20,673.00              | b         | Bank balances           | -                        | -                        |
| f          | Stale Cheques taken to cash books                          | 3,93,64,425.05           | 31,47,288.00             | i         | In Current Accounts     | 1,24,01,096.44           | 11,10,586.34             |
| g          | Deposits refunded by CPWD                                  | 8,01,47,731.00           | 3,23,38,481.00           | ii        | In Savings Accounts     | 65,31,78,943.62          | 66,15,25,776.82          |
| h          | Gold Medal   | 1,00,000.00              | -                        | iii       | In Deposit Accounts     | -                        | -                        |
|            | <b>TOTAL</b>   | <b>3,02,66,71,966.14</b> | <b>2,32,98,98,251.20</b> |           | <b>TOTAL</b>            | <b>3,02,66,71,966.14</b> | <b>2,32,98,98,251.20</b> |



(M. G. Gunasekaran)  
Finance Officer

**MAULANA AZAD NATIONAL URDU UNIVERSITY :: HYDERABAD**

**Receipts and Payments statement of GPF Fund for the Year 2017-18**

Amount in Rupees

| Particulars                              | Amount         | Amount                |
|--|----------------|-----------------------|
| <b>Opening Balance</b>                   |                |                       |
| Opening Balance of R&P 2016-17           | 46,40,574.10   | <b>48,96,730.10</b>   |
| Error Rectification for the year 2016-17 | 2,56,156.00    |                       |
| <b>ADD Receipts</b>                      |                |                       |
| Contribution received during the year    | 95,38,493.00   |                       |
| Advances recovered                       | 5,70,049.00    |                       |
| Funds Transfer                           | -              |                       |
| Interest received                        | 28,70,002.00   |                       |
| FDs encashed                             | 1,73,74,206.00 |                       |
| Other receipts                           | 41,40,156.00   | 3,44,92,906.00        |
| <b>Total receipts</b>                    |                | <b>3,93,89,636.10</b> |
|  |                |                       |
| <b>Less Payments</b>                     |                |                       |
| Part final withdrawal                    | 68,79,162.00   |                       |
| Advances                                 | 8,43,000.00    |                       |
| Refund of Excess Recovery                | 4,000.00       |                       |
| Bond                                     | 2,60,00,000.00 |                       |
| FDs Made                                 | 50,00,000.00   |                       |
| Funds Tranfer                            | -              |                       |
| Bank Charges                             | 607.80         |                       |
| Other Payments                           | 25,000.00      |                       |
| Total payments                           |                | 3,87,51,769.80        |
| <b>Closing balance</b>                   |                | <b>6,37,866.30</b>    |



**(M. G. Gunasekaran)**  
**Finance Officer**



**MAULANA AZAD NATIONAL URDU UNIVERSITY :: HYDERABAD**  
**Income and Expenditure account of GPF Fund for the year 2017-18**

Amount in Rupees

| Expenditure                   | Amount              | Income                       | Amount              |
|-------------------------------|---------------------|------------------------------|---------------------|
| Accrued Interest written back | 43,77,515.00        | Interest Received            | -                   |
| Bank Charges                  | -                   | Accrued Interest             | 13,77,535.00        |
| Chargeable Interest           | 20,93,165.00        | Other Miscellaneous Expenses | -                   |
| <b>Surplus</b>                | -                   |                              |                     |
| <b>Total</b>                  | <b>64,70,680.00</b> | <b>Total</b>                 | <b>64,70,680.00</b> |

**Balancesheet of the GPF Fund as on 31-03-2018**

| Liabilities  | Amount                | Assets                               | Amount                |
|--|-----------------------|--------------------------------------|-----------------------|
| Opening Balance of the fund                          | 2,59,85,363.00        | Opening Balance Cash                 | -                     |
| <b>ADD :</b>   |                       | Cash receipts during the year        | -                     |
| Subscription made during the year                    | -                     | Cash Payment during the year         | -                     |
| Advances recovered during the year                   | -                     | Closing Balance of cash              | -                     |
| Chargeable interest for the year                     | 20,93,165.00          | Opening Balance of Investments       | 1,79,30,241.00        |
|  |                       | Investments made during the year     | -                     |
|  |                       | Investments encashed during the year | 1,79,30,241.00        |
| <b>Less:</b>   |                       | Accrued Interest                     | 13,77,535.00          |
| With draws made during the year                      | -                     | Receivable from NPS                  | -                     |
| Advances made  | -                     |                                      |                       |
| Closing Balance of the Fund                          | 2,80,78,528.00        |                                      |                       |
| Liability towards less transfer of funds to Non-plan | 5,000.00              |                                      |                       |
| Surplus  | 12,14,123.00          |                                      |                       |
| Surplus brought forward                              | 12,14,123.00          |                                      |                       |
| <b>Total</b>   | <b>2,92,97,651.00</b> | <b>Total</b>                         | <b>1,93,07,776.00</b> |

  
**(M. G. Gunasekaran)**  
**Finance Officer**

**MUALANA AZAD NATIONAL URDU UNIVERSITY**  
**Receipts and Payments Account of NPS Fund for the Year 2017-**

|                                |                | Amount in Rupees       |
|--------------------------------|----------------|------------------------|
| <b>Opening Balance</b>         |                | <b>8,11,76,617.94</b>  |
| <b>ADD Receipts</b>            |                |                        |
| Employee contribution          | 3,41,56,946.00 |                        |
| Employer contribution          | 3,41,56,946.00 |                        |
| Interest received              | 15,74,649.06   |                        |
| FDs encashed                   | 50,00,000.00   |                        |
| Other receipts                 | 92,435.00      |                        |
| Funds Transfer                 | 2,13,21,820.00 | 9,63,02,796.06         |
| <b>Total receipts</b>          |                | <b>17,74,79,414.00</b> |
|                                |                |                        |
| <b>Less Payments</b>           |                |                        |
| Paid to PFRDA and to employees | 6,94,46,084.00 |                        |
| Refund of Employee Share       | 19,37,920.50   |                        |
| Refund of Employer Share       | 29,98,361.50   |                        |
| Admin charges                  | -              |                        |
| FDs Made                       | 7,00,00,000.00 |                        |
| Transfer to GPF                | 2,13,21,820.00 |                        |
| Receipts written back          | -              |                        |
| Other payments                 | 3,43,481.00    |                        |
| Bank Charges                   | 663.70         |                        |
| <b>Total payments</b>          |                | <b>16,60,48,330.70</b> |
| <b>Closing balance</b>         |                | <b>1,14,31,083.30</b>  |

  
**(M. G. Gunasekaran)**  
**Finance Officer**

**MAULANA AZAD NATIONAL URDU UNIVERSITY :: HYDERABAD**  
**Income and Expenditure account of NPS Fund for the year 2017-18**

|                                    |                     | Amount in Rupees                  |                     |
|------------------------------------|---------------------|-----------------------------------|---------------------|
| Expenditure                        | Amount              | Income                            | Amount              |
| Accrued Interest written back      | 56,31,164.00        | Income from investments           | 15,74,649.06        |
| Chargeable Interest                | -                   | Accrued interest                  | 55,03,190.00        |
| Professional Fee                   | -                   | Other Receipts                    | 92,435.00           |
| Surplus of Income over Expenditure | 15,39,110.06        | Excess of Expenditure over Income | -                   |
| <b>Total</b>                       | <b>71,70,274.06</b> | <b>Total</b>                      | <b>71,70,274.06</b> |

**Balancesheet of the NPS Fund as on 31-03-2018**

| Liabilities                             | Amount                 | Assets                               | Amount                 |
|---|------------------------|--------------------------------------|------------------------|
|   |                        | <b>A) Cash</b>                       |                        |
| Opeing Balance of the fund              | 9,39,10,789.00         | Opeing Balance of Cash               | 8,11,76,617.94         |
| Add: Adjustments of previous year       | -                      | Receipts during the year             | 7,49,80,976.06         |
| Add: Subscriptions made during the year | 6,83,13,892.00         | Payments during the year             | 14,47,26,510.70        |
| Less: Payments made out of the fund     | 7,43,82,366.00         | Closing Balance                      | 1,14,31,083.30         |
| Balance of the fund before interest     | 8,78,42,315.00         | <b>B) Investments</b>                |                        |
| Add: Chargeable interest                | -                      | Opeing Balance of Investments        | 3,00,00,000.00         |
| Closing Balance of the Fund             | 8,78,42,315.00         | Investments Made during the Year     | 7,00,00,000.00         |
| Surplus                                 | 2,30,95,506.06         | Investments Encashed during the year | 50,00,000.00           |
| Payable to Other Funds                  | 9,96,452.30            | Closing Balance                      | 9,50,00,000.00         |
| Professional Fee                        | -                      | Accrued interest                     | 55,03,190.00           |
| <b>Total</b>                            | <b>11,19,34,273.36</b> | <b>Total</b>                         | <b>11,19,34,273.30</b> |

  
**(M. G. Gunasekaran)**  
 Finance Officer